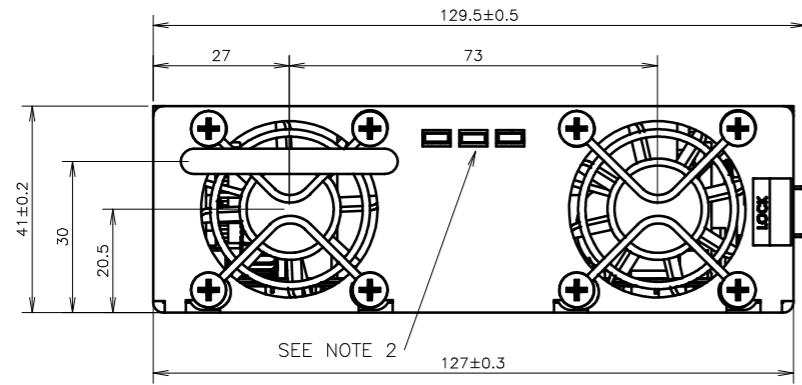
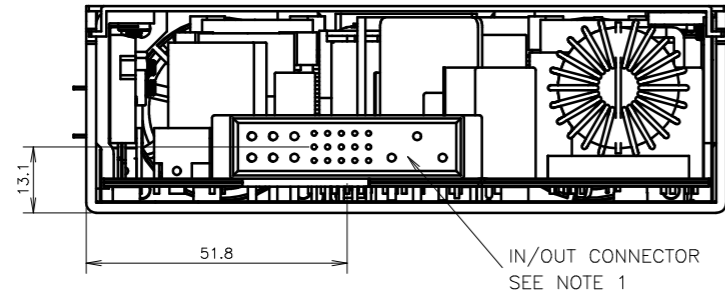


TOLERANCES/±	
1-16mm	0.1
16.1-63mm	0.2
63.1-250mm	0.3
250.1-1000mm	0.5
ANGLE	±0.3°

FRONT VIEW

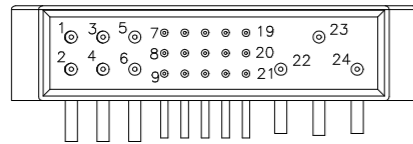


REAR VIEW



NOTES

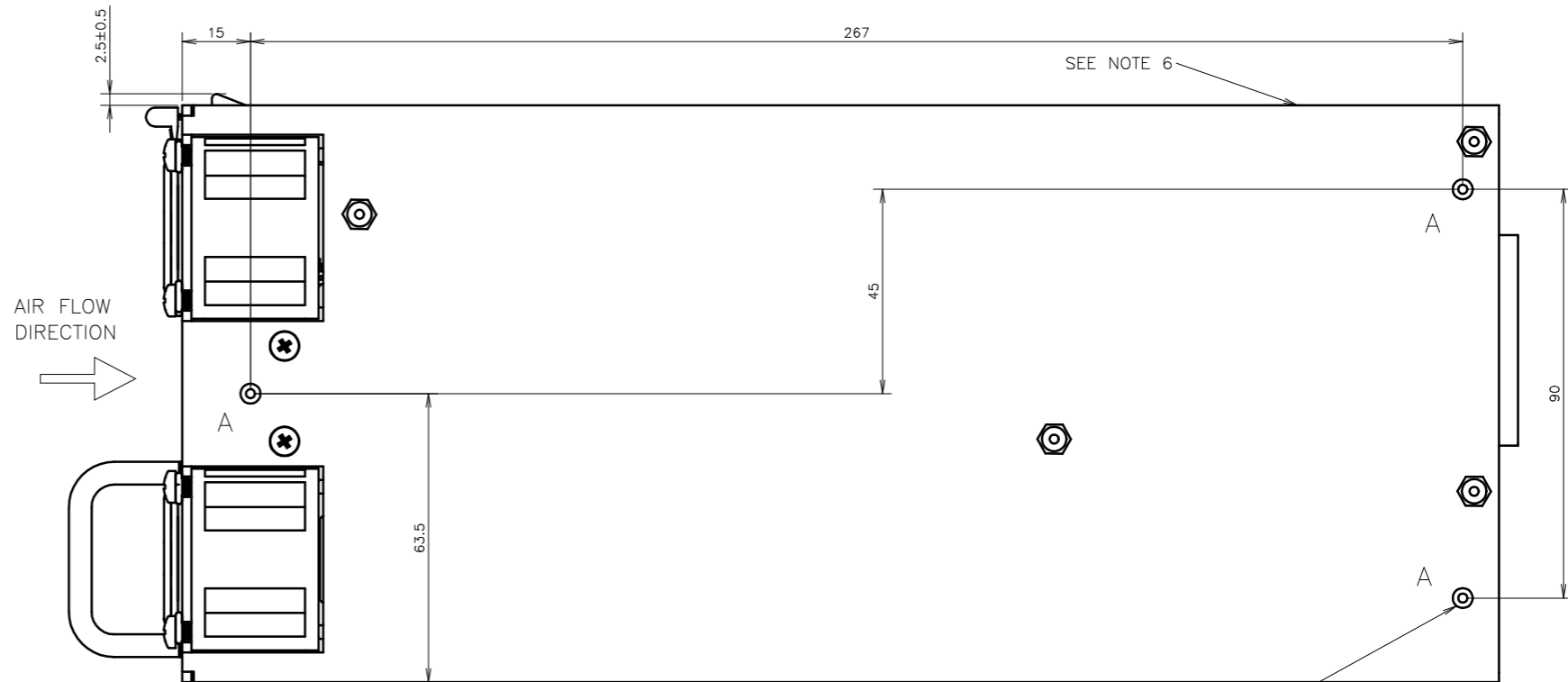
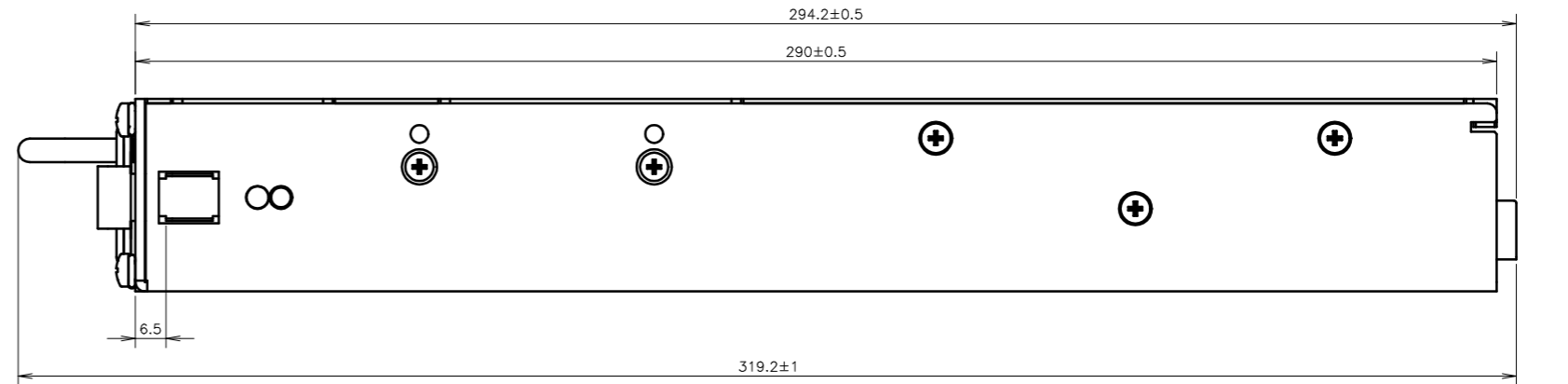
- CONNECTOR TYPE: PCIB24W9M400A1, POSITRONIC.  
FEMALE CONNECTOR TYPE: PCIB24W9F400A1.
- LED INDICATORS. REFER TO INSTRUCTION MANUAL.
- MOUNTING SCREWS MUST NOT PENETRATE MORE THAN 3mm INTO THE UNIT.
- MODEL NAME, INPUT AND OUTPUT RATING AND SAFETY APPROVALS SYMBOLS ARE DESCRIBED ON TOP SURFACE LABEL.
- ALLOW MINIMUM 50mm OF UNRESTRICTED AIR SPACE AT THE REAR OF UNIT.  
DO NOT OBSTRUCT AIR FLOW TO THE UNIT FRONT PANEL.
- EU REPRESENTATIVE ADDRESS LABEL ON CHASSIS RIGHT SIDE.
- IN OUT CONNECTOR BACK VIEW AND PINS ASSIGNMENT:



PIN NUMBER.	FUNCTION
1	+V
2	+V
3	-V
4	+V
5	-V
6	-V
7	ON/OFF
8	+S

PIN NUMBER.	FUNCTION
9	DC_OK
10	SIGNAL_RTN
11	AC_FAIL
12	TEMP_ALARM
13	-S
14	V_TRIM
15	CS
16	+12V_AUX

PIN NUMBER.	FUNCTION
17	SDA (I <sup>2</sup> C)
18	SCL (I <sup>2</sup> C)
19	A0 (I <sup>2</sup> C)
20	A1 (I <sup>2</sup> C)
21	A2 (I <sup>2</sup> C)
22	ACG
23	ACL
24	ACN



(unit : mm)

MODEL NAME	FPS1000
<b>TDK-Lambda</b>	
IA599-02-01E	