

HKT100

SPECIFICATIONS

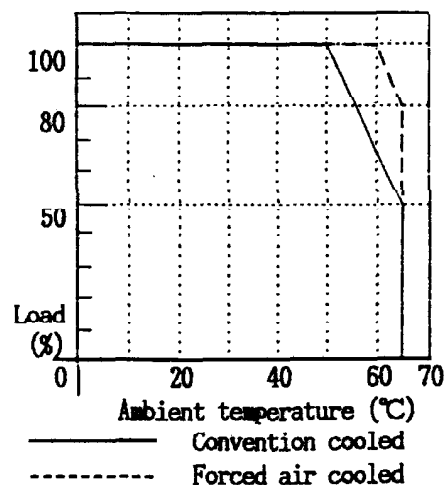
A055 - 01 - 01B

Items	Model	HKT 100 - 522			HKT 100 - 5FF			HKT 100 - 525		
		CH	V 1	V 2	V 3	V 1	V 2	V 3	V 1	V 2
1 Nominal Output Voltage	V	5	+12	-12	5	+15	-15	5	+12	- 5
2 Minimum Output Current	A	1.5	0	0	1.5	0	0	1.5	0	0
3 Maximum Output Current	A	13	4	1	13	3.2	1	13	4	1
4 Maximum Output Power/CH	W	65	48	12	65	48	15	65	48	5
5 Maximum Output Power	W	89		12	88		15	89		5
6 Efficiency (Typ) (*1)	-	75%								
7 Input Voltage Range	-	85 ~ 132VAC (47 ~ 440Hz) or 110 ~ 175VDC								
8 Input Current(Typ) (*1)	-	2.3A								
9 In-rush Current (Typ) (*2)	-	15A at 100VAC (130VDC)								
10 Output Voltage Range	-	V1 ... 5.0 ~ 5.3V ; V2, V3 ... Fixed (±5% Max)								
11 Maximum Ripple & Noise	mV	120	150	150	120	150	150	120	150	150
12 Maximum Line Regulation (*3)	mV	20	48	48	20	60	60	20	48	20
13 Maximum Load Regulation (*4)	mV	40	100	150	40	120	150	40	100	100
14 Maximum Temperature Drift(*5)	mV	50	120	240	50	150	300	50	120	100
15 Over Current Protection (*6)	-	105% ~								
16 Over Voltage Protection (*7)	-	V1 Only ... 5.7 ~ 7.0V								
17 Hold-Up Time (Typ) (*1)	-	20ms								
18 Operating Temperature (*9)	-	0 ~ +65°C								
19 Operating Humidity	-	30 ~ 90% RH								
20 Storage Temperature	-	-30 ~ +85°C								
21 Storage Humidity	-	10 ~ 95% RH								
22 Cooling	-	Convection cooled								
23 Withstand Voltage (*8)	-	Input - Chassis , Input - Output ... 2.0kVAC 1min. Output - Chassis ... 500VAC 1min.								
24 Isolation Resistance (*8)	-	More than 100MΩ at 25°C and 70% RH Output-Chassis...500VDC								
25 Vibration	-	Less than 19.6 m/s ²								
26 Shock	-	Less than 196.1 m/s ²								
27 Weight	-	700g								
28 Size (W×H×D)	mm	49 × 95 × 190			Refer to Outline Drawing					

NOTES

- *1 : At 100VAC & Maximum output power.
- *2 : When resuming operation in less than 5sec after power failure, soft-start circuit will not limit the in-rush current at turn-on.
- *3 : From 85 ~ 132VAC or 110 ~ 175VDC, constant load.
- *4 : From Minimum load ~ Maximum load, constant input voltage.
- *5 : From 0 ~ 65°C, constant input voltage and load.
- *6 : V1 , V2 , V3 current limiting with automatic recovery. Avoid to operate over load or dead short for a long time. (Refer to instruction manual for details.)
- *7 : OVP circuit will shutdown all outputs, manual reset.
- *8 : Refer to instruction manual for testing procedure.
- *9 : Ratings - Refer to Derating Curve on the right.
 - Load(%) is percent of maximum output power or maximum output current, whichever is greater.
 - Refer to instruction manual for further mounting details.

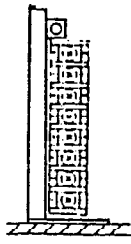
Derating curve (Vertical mounting)



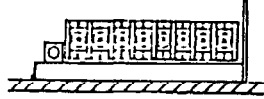
HKT100 出力ディレーティング

取付方向

(A)標準取付



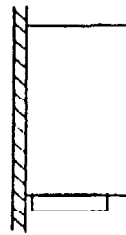
(B)



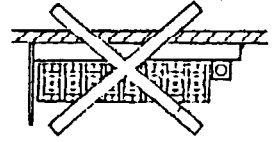
(C)



(D)



(E)

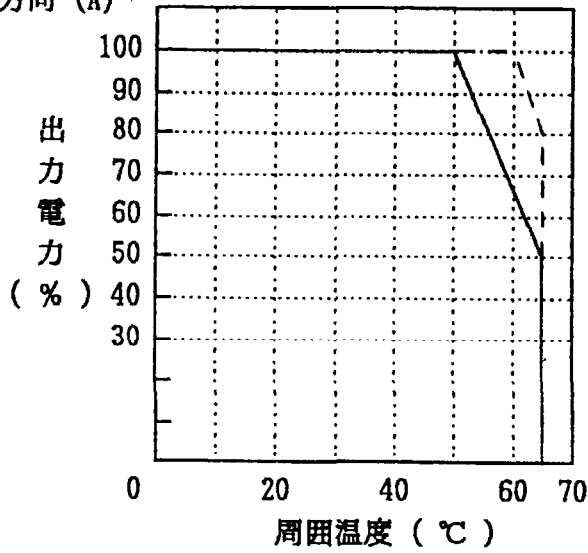


使用不可

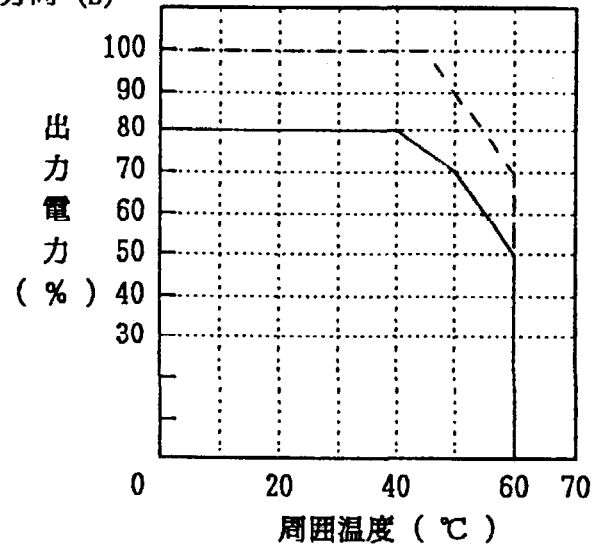
出力ディレーティングカーブ

自然空冷
強制空冷

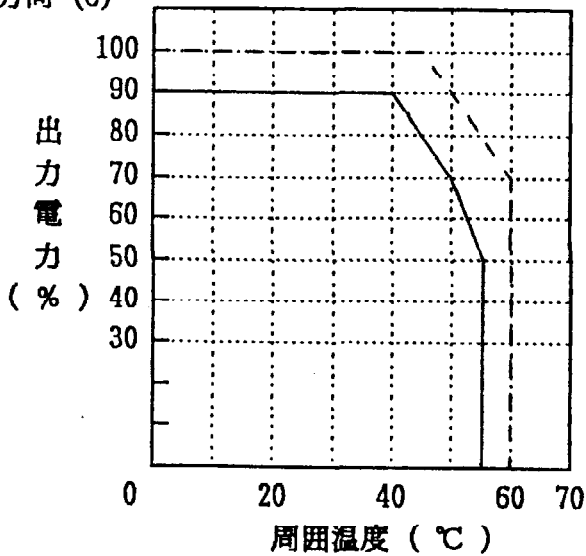
取付方向 (A)



取付方向 (B)



取付方向 (C)



取付方向 (D)

