

HWS150/HD

SPECIFICATIONS

A228-01-01/HD

ITEMS	MODEL	HWS150							
		-3/HD	-5/HD	-12/HD	-15/HD	-24/HD	-48/HD		
1	Nominal Output Voltage	V	3.3	5	12	15	24	48	
2	Minimum Output Current (*1)	A	0.3	0.3	0.1	0.1	0.07	0.03	
3	Maximum Output Current	A	30	30	13	10	6.5	3.3	
4	Maximum Output Power	W	99	150	156	150	156	158.4	
5	Efficiency (Typ) (*2)	100VAC	%	78	83	83	83	85	85
		200VAC	%	81	86	86	86	88	88
6	Input Voltage Range (*3)	-	85 ~ 265VAC (47 ~ 63Hz) or 120 ~ 370VDC						
7	Input Current (100/200VAC)(Typ) (*2)	A	1.3/0.65	1.9/0.95					
8	Inrush Current(Typ) (*4)	-	14A at 100VAC, 28A at 200VAC, Ta=25°C, Cold Start						
9	PFHC	-	Designed to meet IEC61000-3-2						
10	Power Factor (100/200VAC)(Typ) (*2)	-	0.98/0.90	0.99/0.95					
11	Output Voltage Range	V	2.97~3.96	4.0~6.0	9.6~14.4	12.0~18.0	19.2~28.8	38.4~52.8	
12	Maximum Ripple & Noise (*5)	0≤Ta<71°C	mV	120	120	150	150	150	200
		-10≤Ta<0°C	mV	160	160	180	180	180	240
13	Maximum Line Regulation (*6)	mV	20	20	48	60	96	192	
14	Maximum Load Regulation (*7)	mV	40	40	96	120	192	384	
15	Temperature Coefficient	-	Less than 0.02% / °C						
16	Over Current Protection (*8)	A	31.5 ~	31.5 ~	13.6 ~	10.5 ~	6.82 ~	3.46 ~	
17	Over Voltage Protection (*9)	V	4.13~4.95	6.25~7.25	15.0~17.4	18.8~21.8	30.0~34.8	55.2~64.8	
18	Hold-up Time (Typ) (*10)	-	20ms						
19	Leakage Current (*11)	-	Less than 0.5mA. 0.2mA(Typ) at 100VAC / 0.4mA(Typ) at 230VAC						
20	Remote Sensing	-	Possible						
21	Parallel Operation	-	-						
22	Series Operation	-	Possible						
23	Operating Temperature (*12)	-	-10 ~+71°C (-10 ~+50°C:100%,+60°C:60%,+71°C:20%) Guarantee Start up at -40~-10°C						
24	Operating Humidity	-	30 ~ 90%RH (No dewdrop)						
25	Storage Temperature	-	-40 ~ +85°C						
26	Storage Humidity	-	10 ~ 95%RH (No dewdrop)						
27	Cooling	-	Convection cooling						
28	Withstand Voltage	-	Input - FG : 2kVAC (20mA), Input - Output : 3kVAC (20mA) Output - FG : 500VAC (100mA) for 1min						
29	Isolation Resistance	-	More than 100MΩ at 25°C and 70%RH Output - FG : 500VDC						
30	Vibration (*13)	-	At no operating, 10 ~ 55Hz (Sweep for 1min) 19.6m/s ² Constant, X, Y, Z 1hour each. Designed to meet MIL-STD-810F 514.5 Category 4, 10						
31	Shock (In package)	-	Less than 196.1m/s ² Designed to meet MIL-STD-810F 516.5 Procedure I, VI						
32	Safety (*14)	-	Approved by UL60950-1, CSA60950-1, EN60950-1, EN50178 Designed to meet UL508, DENAN						
33	Line DIP	-	Designed to meet SEMI-F47 (200VAC Line only)						
34	Conducted Emission	-	Designed to meet EN55011/EN55022-B, FCC-B, VCCI-B						
35	Radiated Emission	-	Designed to meet EN55011/EN55022-B, FCC-B, VCCI-B						
36	Immunity	-	Designed to meet IEC61000-4-2(Level 2,3), -3(Level 3), -4(Level 3), -5(Level 3,4), -6(Level 3), -8(Level 4), -11						
37	Weight(Typ.)	-	500g						
38	Size (W x H x D)	mm	37 x 82 x 160 (Refer to Outline Drawing)						

*Read instruction manual carefully, before using the power supply unit.

=NOTES=

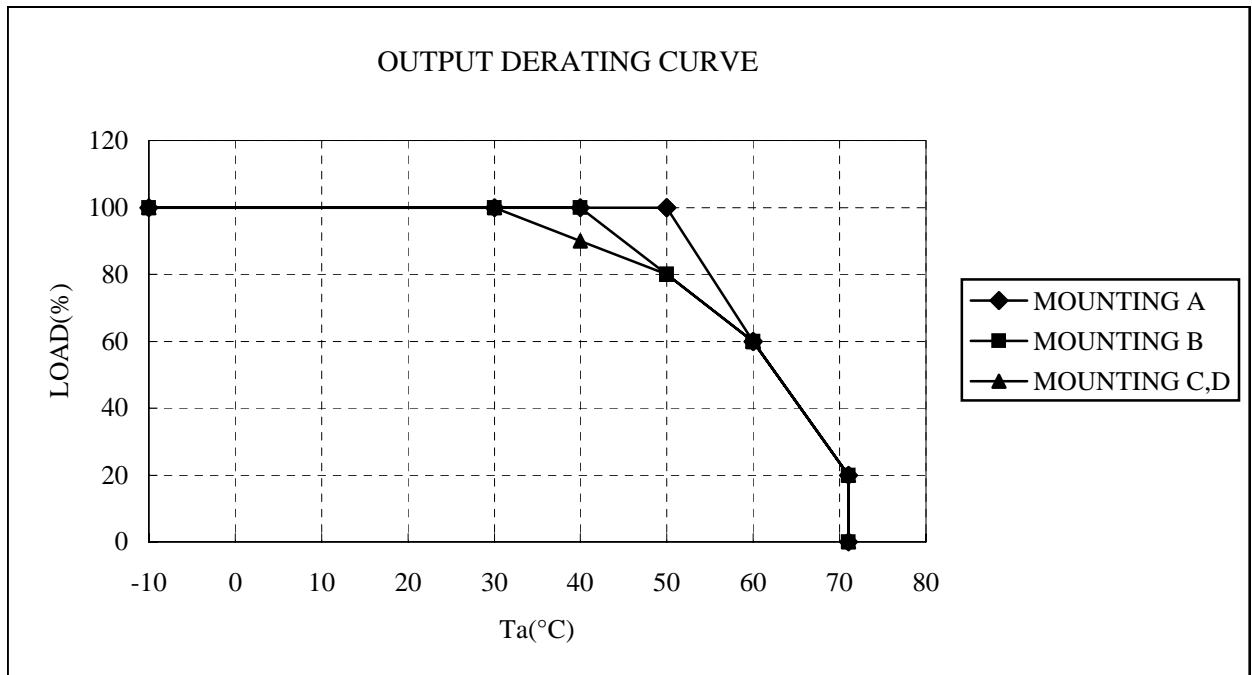
- *1. Output voltage might be unstable when start up at -40~-10°C and no load. In that case, apply minimum output current.
- *2. At 100/200VAC, Ta=25°C and maximum output power.
- *3. For cases where conformance to various safety specs (UL, CSA, EN) are required, to be described as 100 ~ 240VAC(50/60Hz).
- *4. Not applicable for the in-rush current to Noise Filter for less than 0.2ms.
- *5. Measure with JEITA RC-9131A probe, Bandwidth of scope :100MHz.
- *6. 85 ~ 265VAC , constant load.
- *7. No load-Full load, constant input voltage.
- *8. Constant current limit and Hiccup with automatic recovery.
Not operate at over load or dead short condition for more than 30seconds.
- *9. OVP circuit will shutdown output, manual reset (Re power on).
- *10. At 100/200VAC , nominal output voltage and maximum output current.
- *11. Measured by the each measuring method of UL,CSA,EN and DENAN(at 60Hz).
- *12. Ratings - Derating at standard mounting.
- Load (%) is percent of maximum output power or maximum output current, whichever is greater.
- As for other mountings, refer to derating curve (A228-01-02/HD-).
- For conditions of start up at -40°C~-10°C, refer to derating curve (A228-01-04/HD-).
- *13. Category 4 exposure levels : Track transportation over U.S. highways, Composite two-wheeled trailer.
- *14. As for DENAN, dsigned to meet at 100VAC.

OUTPUT DERATING

A228-01-02/HD

*COOLING : CONVECTION COOLING

Ta(°C)	LOAD(%)		
	MOUNTING A	MOUNTING B	MOUNTING C,D
-10 ~+30	100	100	100
40	100	100	90
50	100	80	80
60	60	60	60
71	20	20	20



MOUNTING A

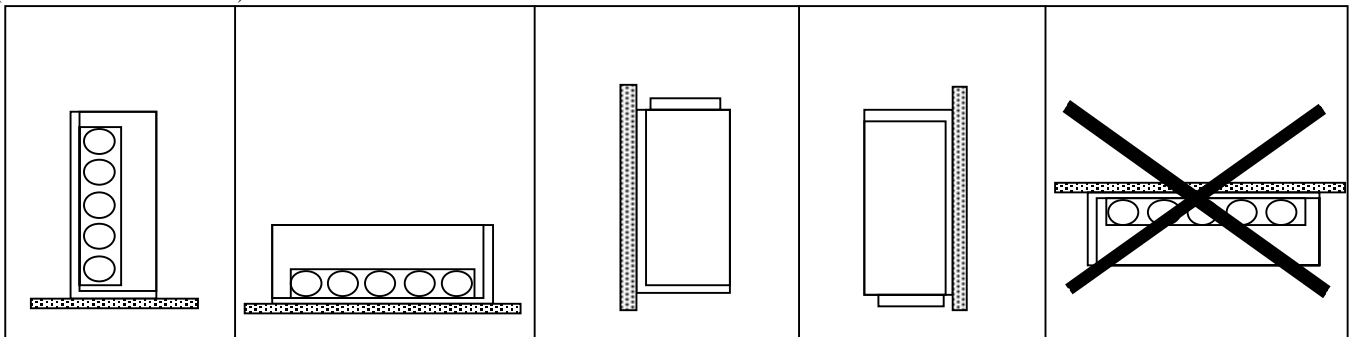
MOUNTING B

MOUNTING C

MOUNTING D

DON'T USE

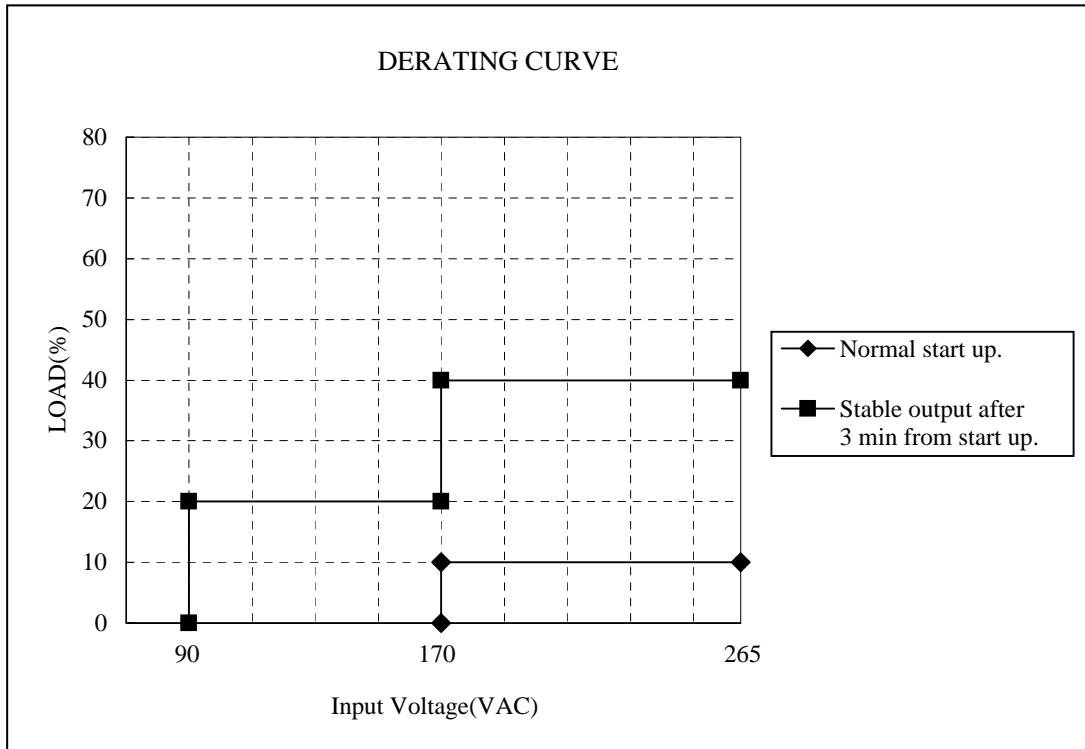
(STANDARD MOUNTING)



DERATING TO START UP AT Ta : -40~-10°C

A228-01-04/HD

Input Voltage (VAC)	LOAD(%)	
	Normal start up.	Stable output after 3 min from start up.
90	-	20
170	10	40



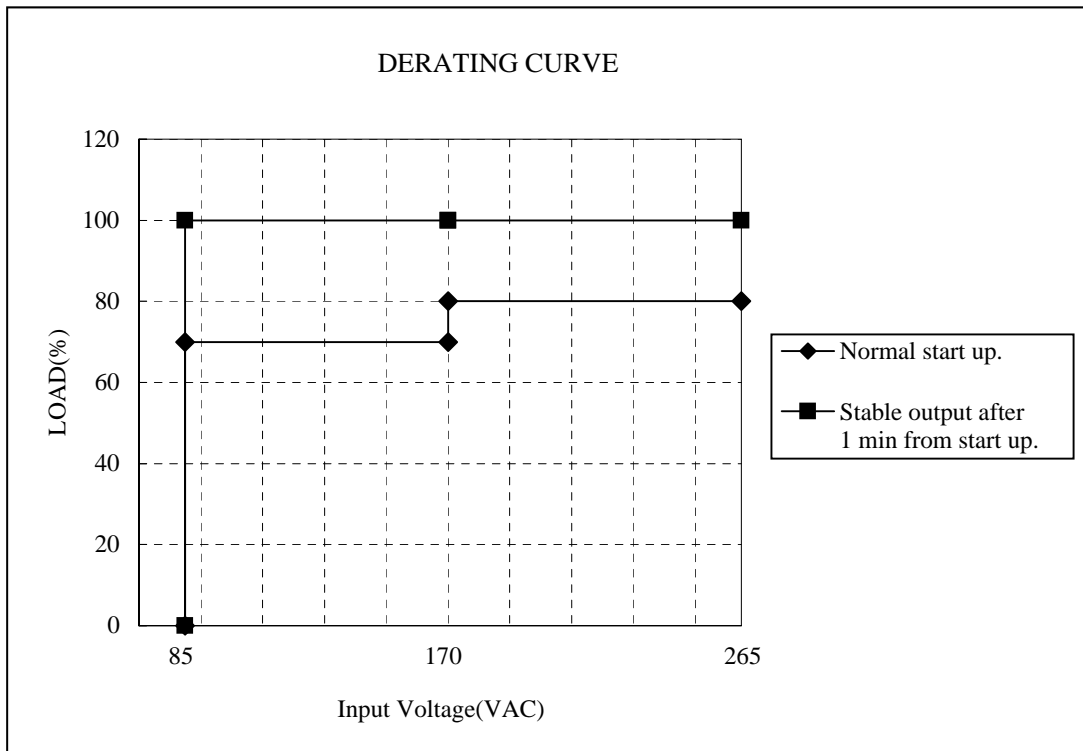
=NOTES=

- *At Ta : -40~-10°C.
- *Output voltage : Nominal output voltage.
- *Input voltage : Not operate at 85 ~ 90VAC, and not gradual start up.
- *Do not use the load that is constant current mode.
- *Avoid forced air cooling. It is assumed that inside of power supply is heated by self-heating within 3 minutes.
- *No dewdrop.
- *Output voltage might be unstable at no load. In that case, apply minimum output current.
- *Pay attention to above items before using the unit. Incorrect usage could lead to unstable output voltage

DERATING TO START UP AT Ta : -30~-10°C

A228-01-05/HD

Input Voltage (VAC)	LOAD(%)	
	Normal start up.	Stable output after 1 min from start up.
85	70	100
170	80	100



=NOTES=

- *At Ta : -30~-10°C.
- *Output voltage : Nominal output voltage.
- *Input voltage : Not gradual start up.
- *Do not use the load that is constant current mode.
- *Avoid forced air cooling. It is assumed that inside of power supply is heated by self-heating within 1 minutes.
- *No dewdrop.
- *Output voltage might be unstable at no load. In that case, apply minimum output current.
- *Pay attention to above items before using the unit. Incorrect usage could lead to unstable output voltage