

---

Material name : Evaluation data

---

Customer's product name :

---

TDK product name : DC-DC converter  
CC3-4812DS-E (SIP model)

---

# ***TDK·Lambda***

**TDK Corporation**  
**Power Systems Business Group**

DWG.No.	TRSC-1590-1
---------	-------------

Issued 2006/12/01

# INDEX

1. Load regulation -----	P2~7
2. Line regulation -----	P8~9
3. Temperature regulation -----	P10~11
4. Input current(vs. load current)-----	P12
5. Switching frequency(vs. output power) -----	P12
6. Efficiency(vs. load current) -----	P13
7. Efficiency(vs. input voltage) -----	P13
8. Output rise characteristics -----	P14~15
9. Output fall characteristics -----	P16~17
10. Start/stop input voltage characteristics -----	P18
11. Dynamic load response characteristics -----	P18
12. Over current protection characteristics -----	P19
13. Output ripple and noise characteristics -----	P20~21
14. Output ripple and noise waveform -----	P22
15. Inrush current waveform -----	P22
16. Temperature distribution -----	P23

\* The measurement has been done without external output capacitor.  
(Except the output ripple noise measurement.)

(Product specification)

Product name	Input voltage(V)	Output voltage(V)	Output current(mA)	The maximum output power(W)	Ambient temperature(°C)
CC3-4812DS-E	36~76	±12 ±5%	0~125	3	-40 ~ +85 *2
		±15 ±5% *1	0~100		

\*1 TRM and -Vout are short-circuited.

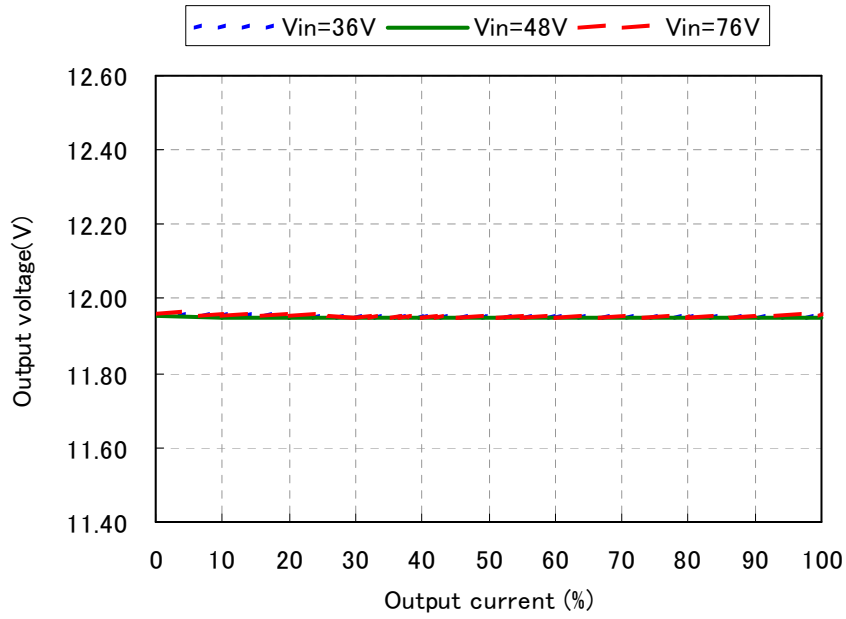
\*2 At 50°C or more, output power derating is necessary.

Product name or model, title			
DC-DC converter CC3-4812DS-E			
TDK CORPORATION	Name of drawing	Drawing No.	PAGE
	Evaluation data	TRSC-1590-1	1 /23

# 1. Load regulation

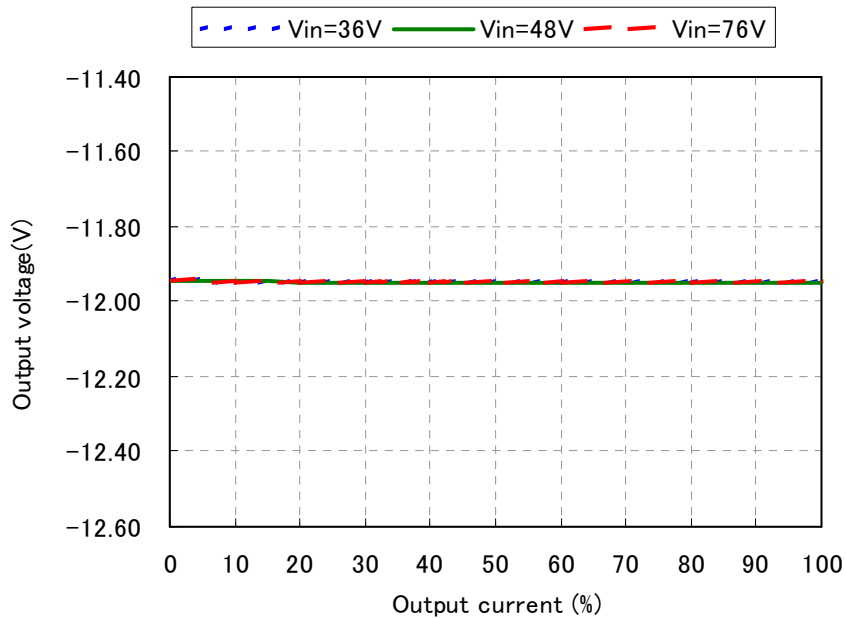
Condition Ta : -40°C

【 +Vout 】



Condition Ta : -40°C

【 -Vout 】



Product name or model, title

DC-DC converter CC3-4812DS-E

TDK CORPORATION

Name of drawing

Drawing No.

PAGE

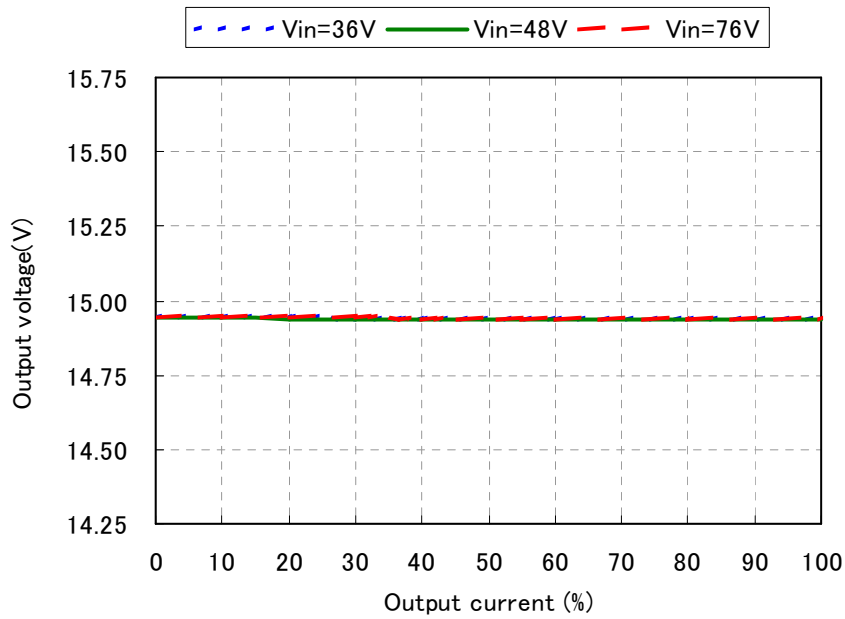
Evaluation data

TRSC-1590-1

2 /23

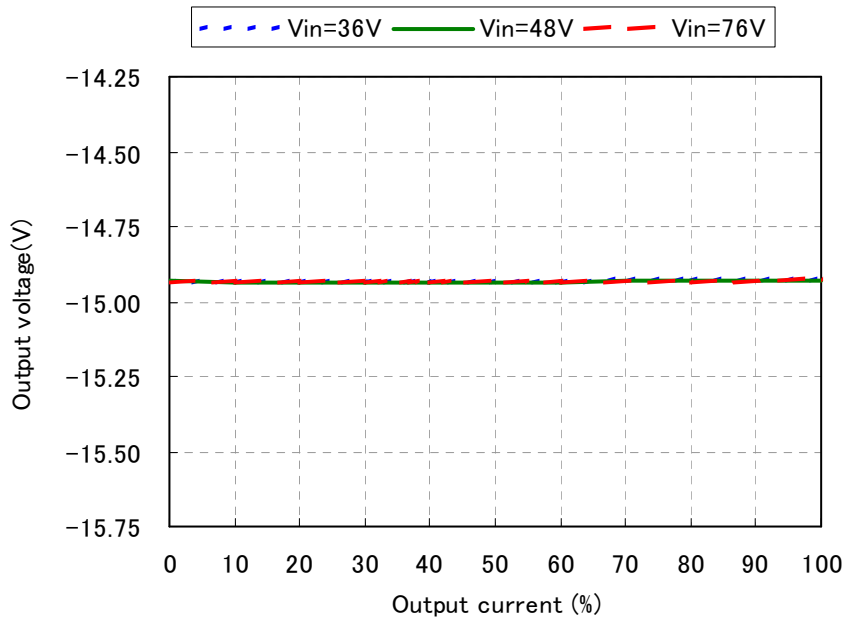
Condition Ta : -40°C  
TRM: Short-circuited to -Vout.

【 +Vout 】



Condition Ta : -40°C  
TRM: Short-circuited to -Vout.

【 -Vout 】



Product name or model, title

DC-DC converter CC3-4812DS-E

TDK CORPORATION

Name of drawing

Drawing No.

PAGE

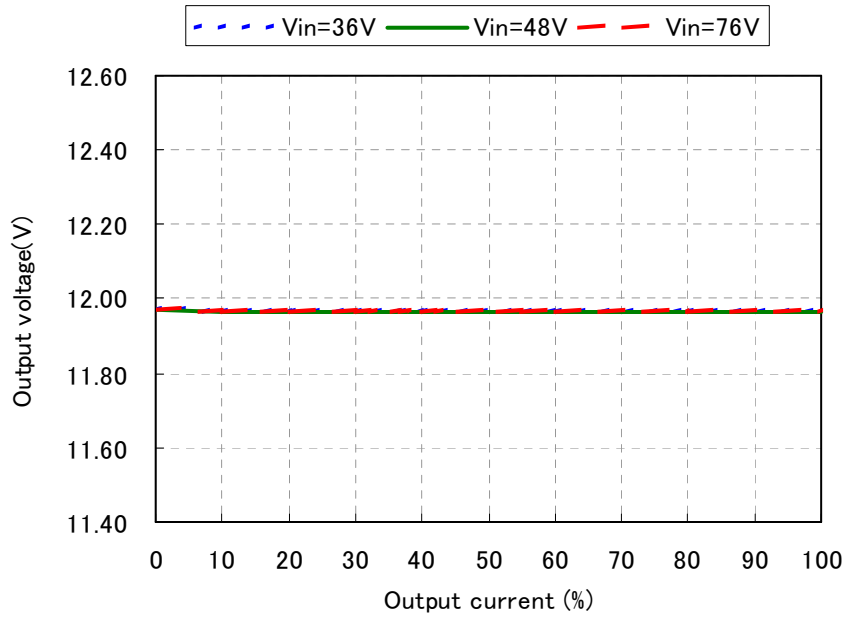
Evaluation data

TRSC-1590-1

3 /23

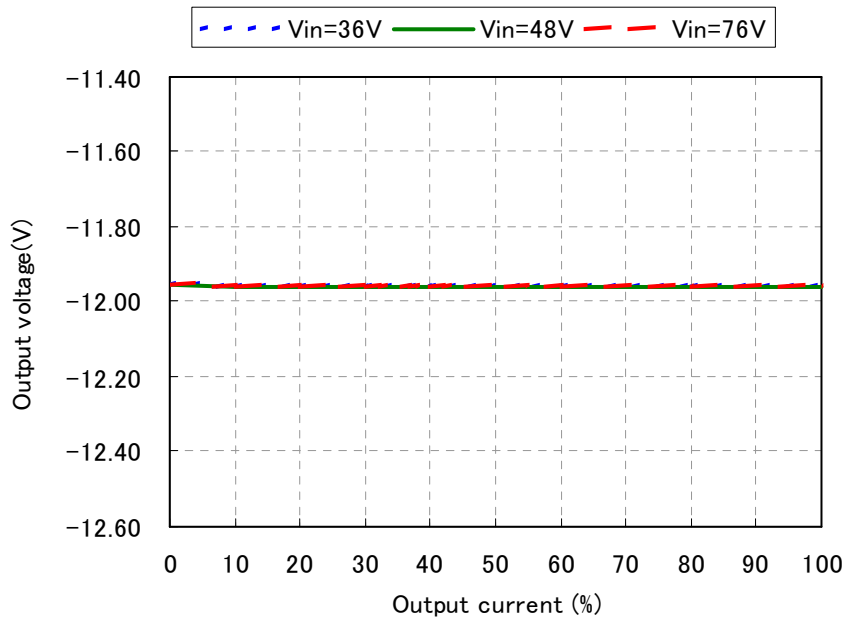
Condition Ta : 25°C

【 +Vout 】



Condition Ta : 25°C

【 -Vout 】



Product name or model, title

DC-DC converter CC3-4812DS-E

TDK CORPORATION

Name of drawing

Drawing No.

PAGE

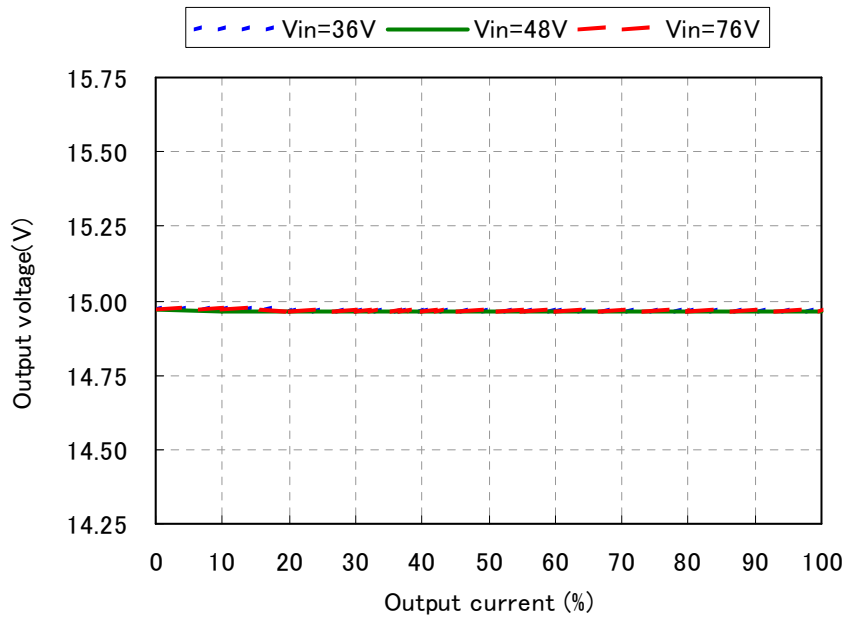
Evaluation data

TRSC-1590-1

4 /23

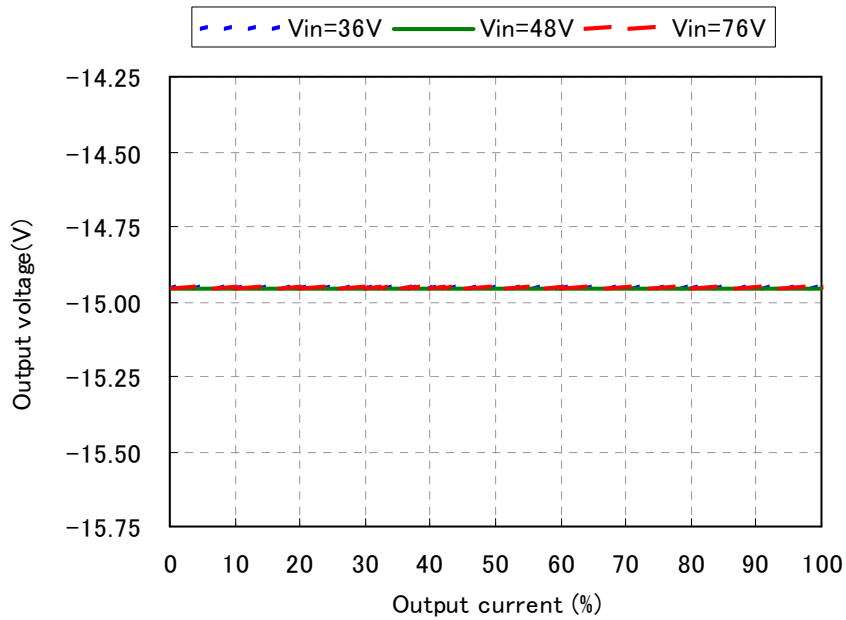
Condition Ta : 25°C  
 TRM: Short-circuited to -Vout.

【 +Vout 】



Condition Ta : 25°C  
 TRM: Short-circuited to -Vout.

【 -Vout 】



Product name or model, title

DC-DC converter CC3-4812DS-E

TDK CORPORATION

Name of drawing

Drawing No.

PAGE

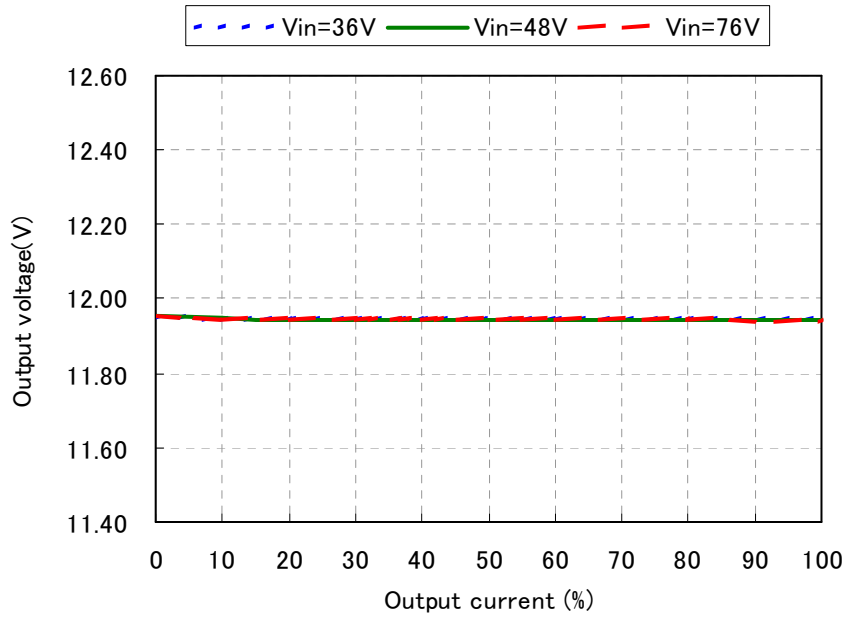
Evaluation data

TRSC-1590-1

5 /23

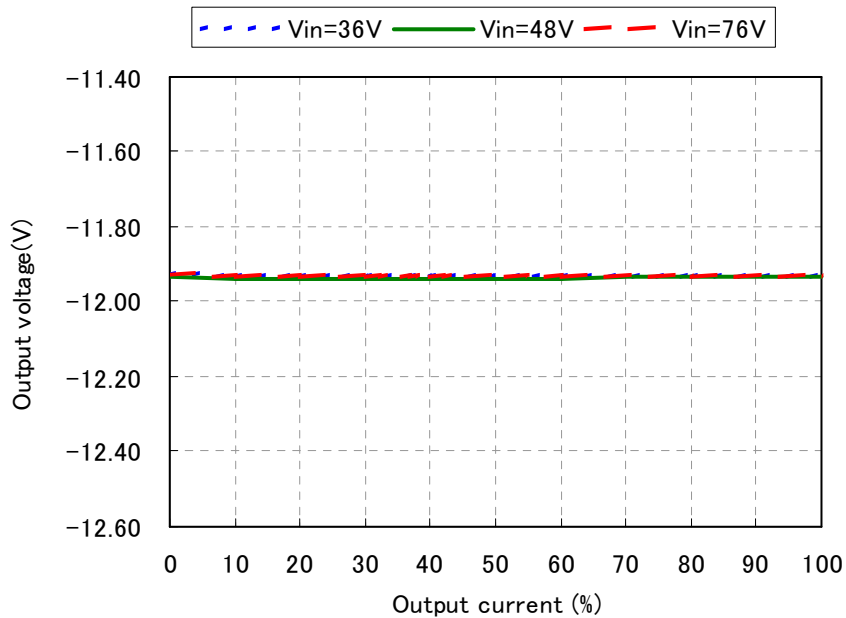
Condition Ta : 85°C

【 +Vout 】



Condition Ta : 85°C

【 -Vout 】



Product name or model, title

DC-DC converter CC3-4812DS-E

TDK CORPORATION

Name of drawing

Drawing No.

PAGE

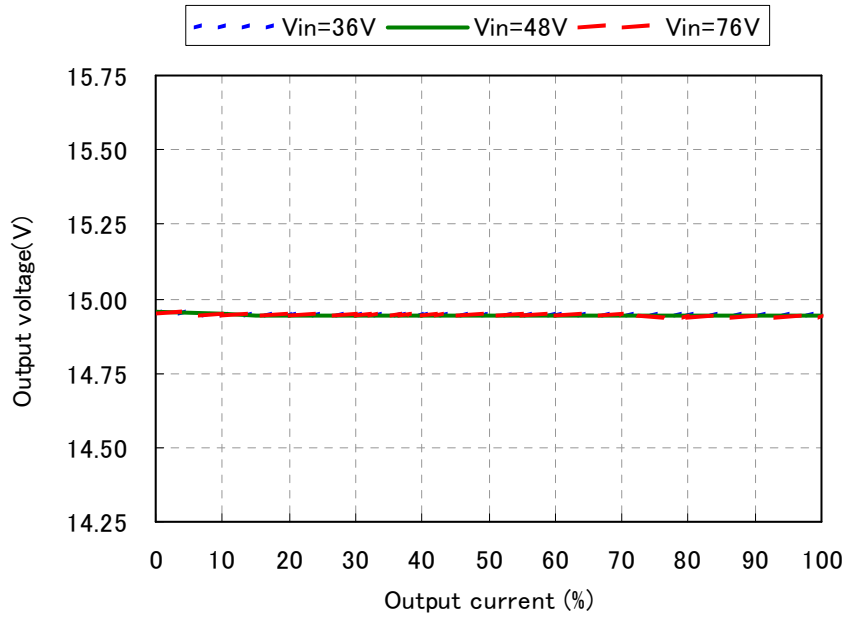
Evaluation data

TRSC-1590-1

6 /23

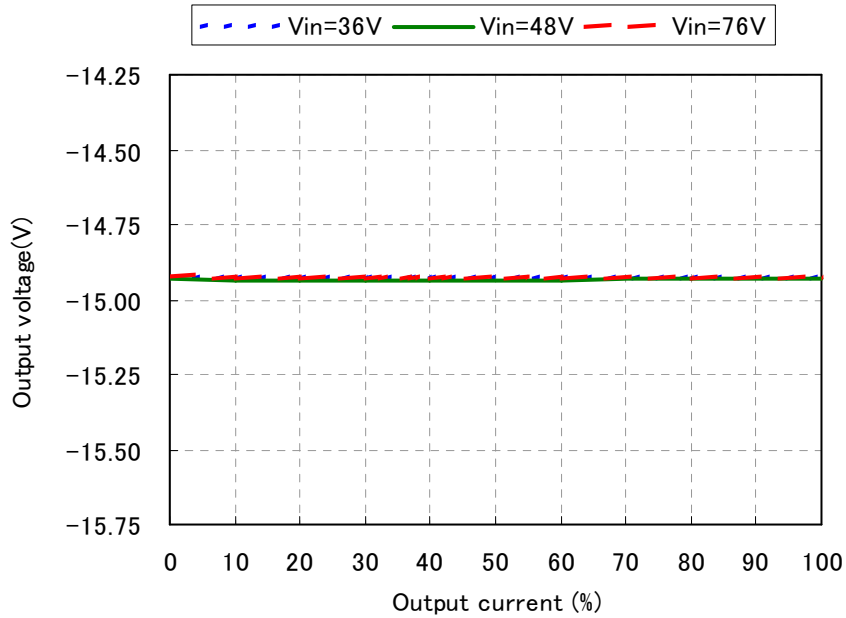
Condition Ta : 85°C  
 TRM: Short-circuited to -Vout.

【 +Vout 】



Condition Ta : 85°C  
 TRM: Short-circuited to -Vout.

【 -Vout 】



Product name or model, title

DC-DC converter CC3-4812DS-E

TDK CORPORATION

Name of drawing

Drawing No.

PAGE

Evaluation data

TRSC-1590-1

7 /23

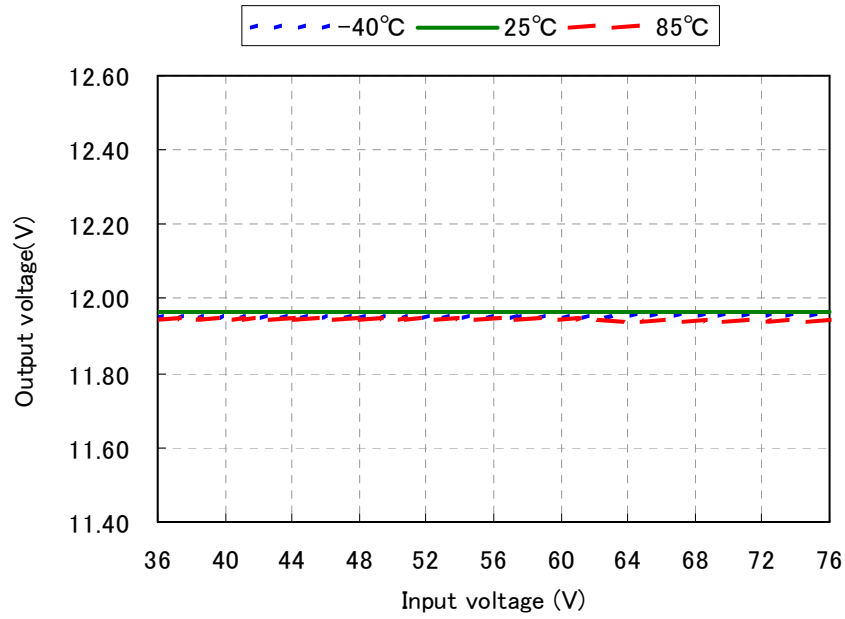


## 2. Line regulation

Condition

Iout : 100%

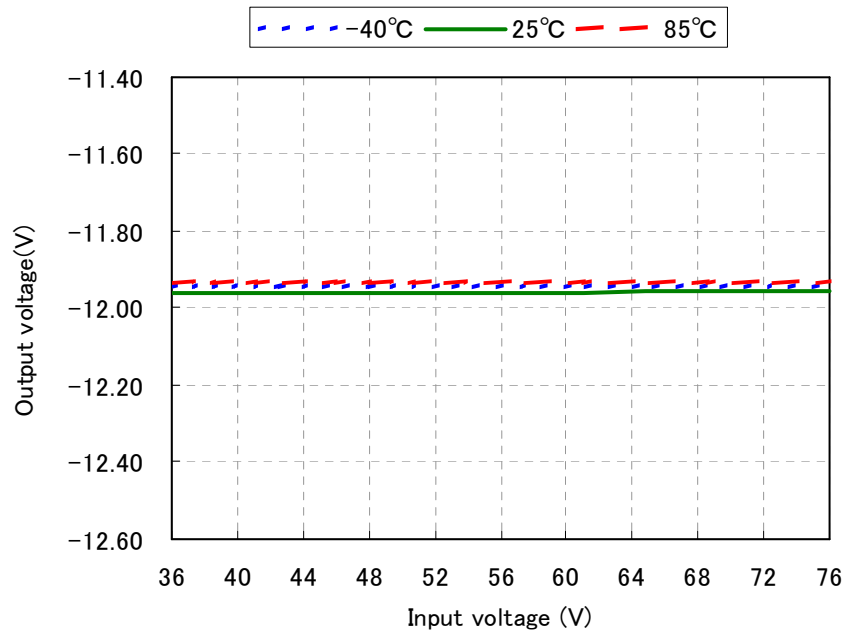
【 +Vout 】



Condition

Iout : 100%

【 -Vout 】



Product name or model, title

DC-DC converter CC3-4812DS-E

TDK CORPORATION

Name of drawing

Drawing No.

PAGE

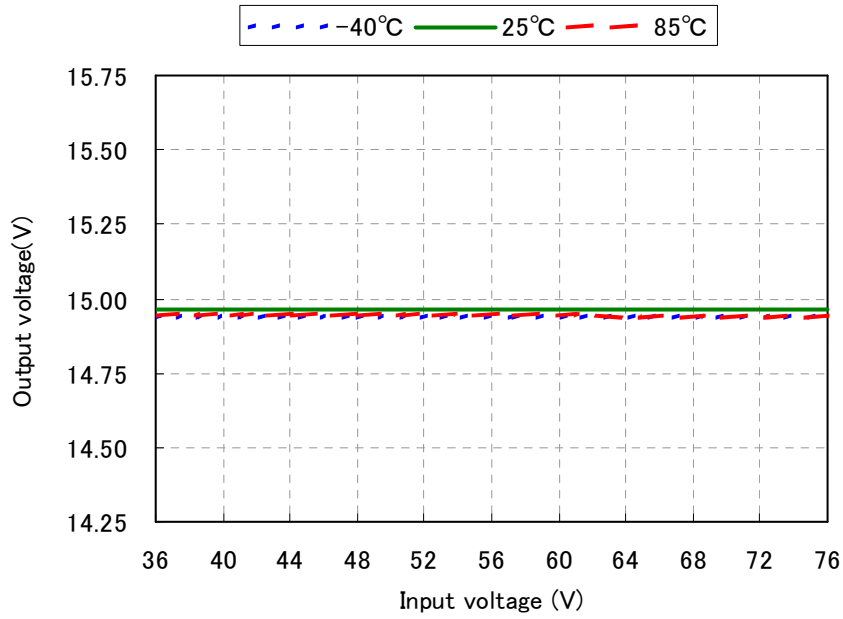
Evaluation data

TRSC-1590-1

8 /23

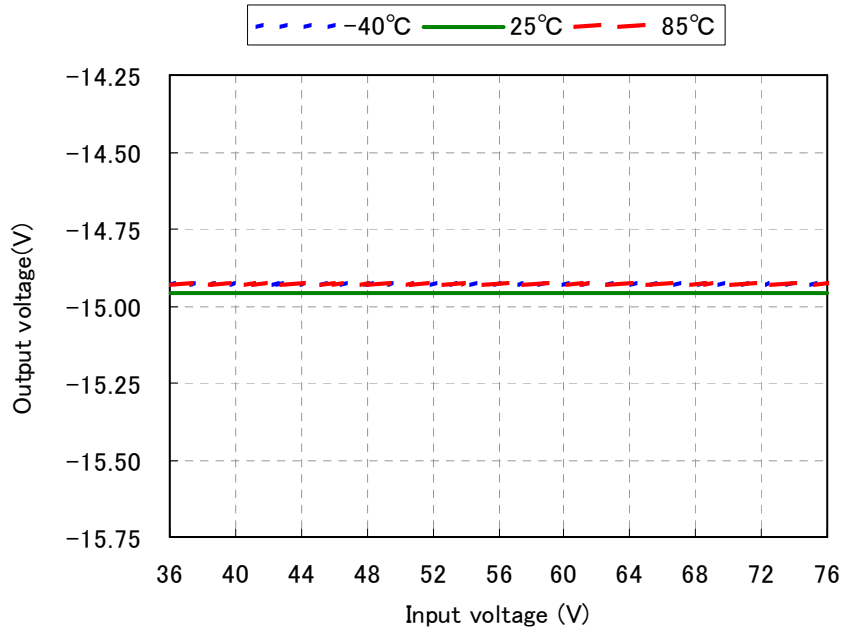
Condition      Iout : 100%  
 TRM: Short-circuited to -Vout.

【 +Vout 】



Condition      Iout : 100%  
 TRM: Short-circuited to -Vout.

【 -Vout 】



Product name or model, title

DC-DC converter CC3-4812DS-E

TDK CORPORATION

Name of drawing

Drawing No.

PAGE

Evaluation data

TRSC-1590-1

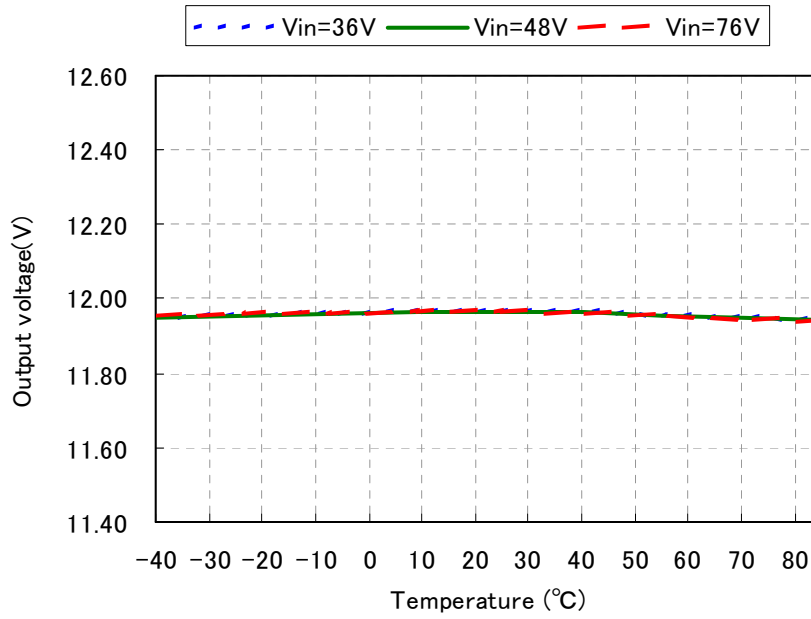
9 /23

### 3. Temperature regulation

Condition

Iout : 100%

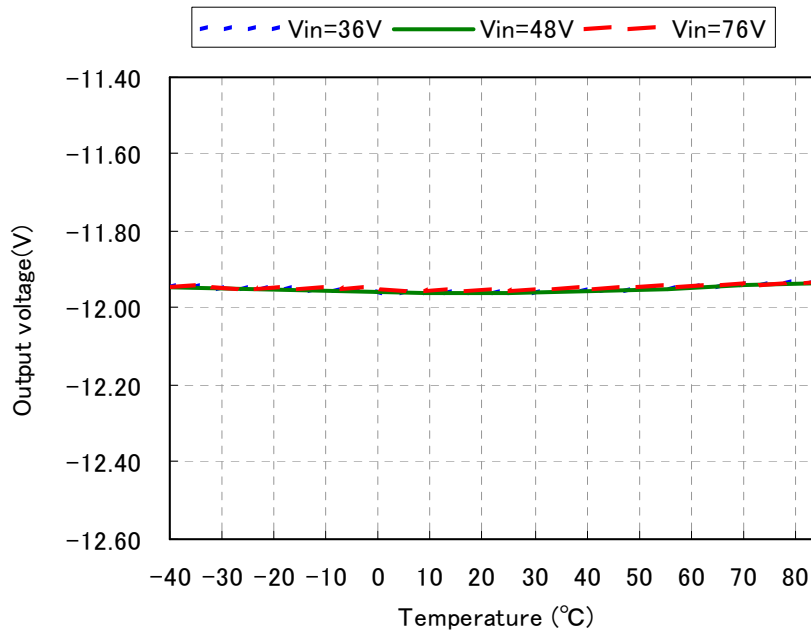
【 +Vout 】



Condition

Iout : 100%

【 -Vout 】



Product name or model, title

DC-DC converter CC3-4812DS-E

TDK CORPORATION

Name of drawing

Drawing No.

PAGE

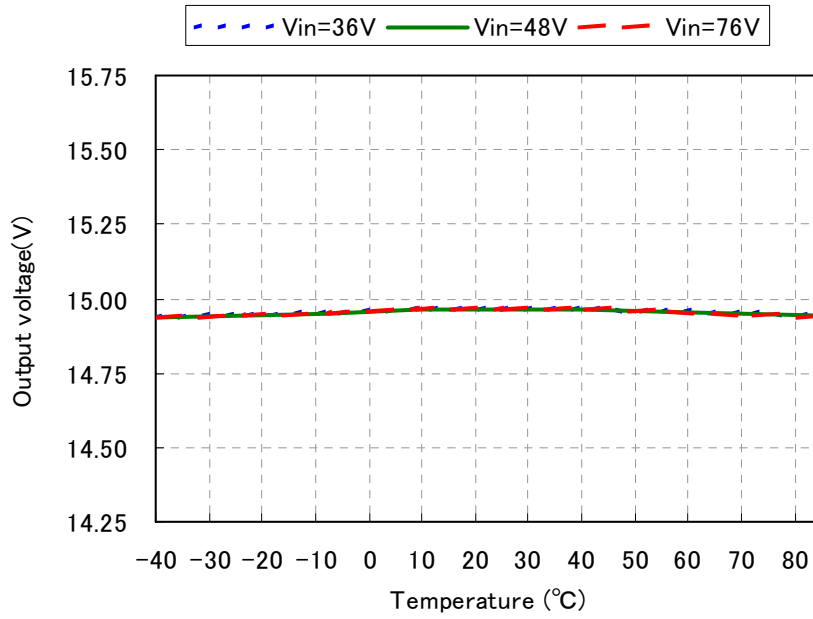
Evaluation data

TRSC-1590-1

10 /23

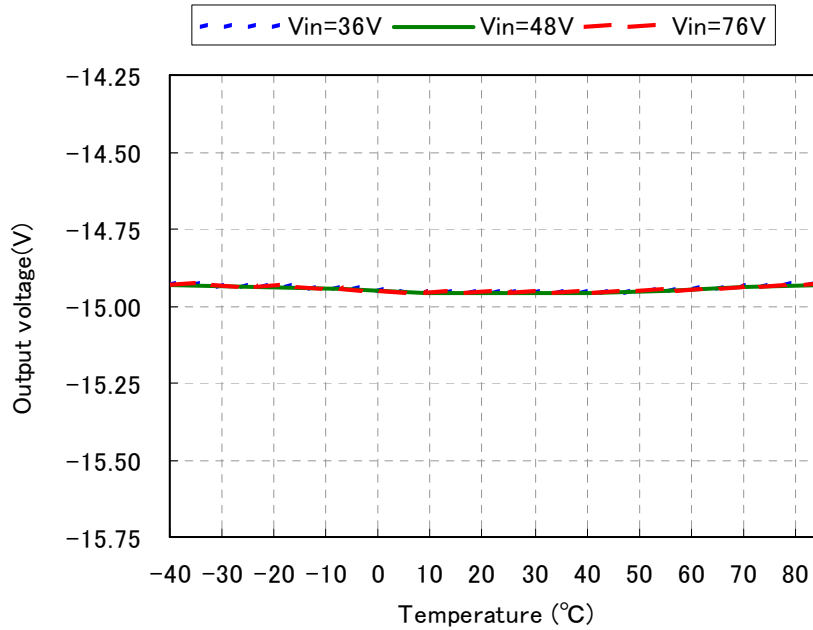
Condition Iout : 100%  
TRM: Short-circuited to -Vout.

【 +Vout 】



Condition Iout : 100%  
TRM: Short-circuited to -Vout.

【 -Vout 】



Product name or model, title

DC-DC converter CC3-4812DS-E

TDK CORPORATION

Name of drawing

Evaluation data

Drawing No.

TRSC-1590-1

PAGE

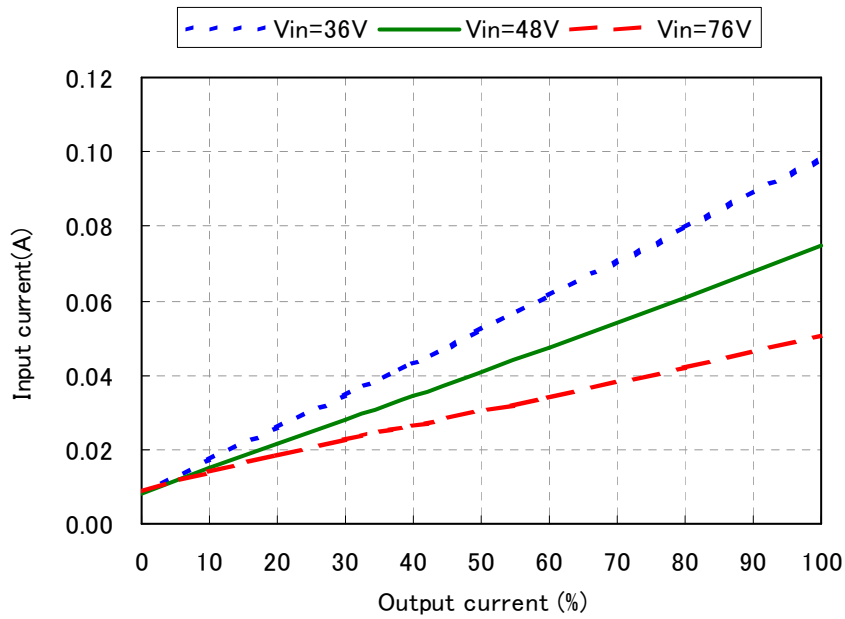
11 /23

## 4. Input current(vs. load current)

Condition

Ta : 25°C

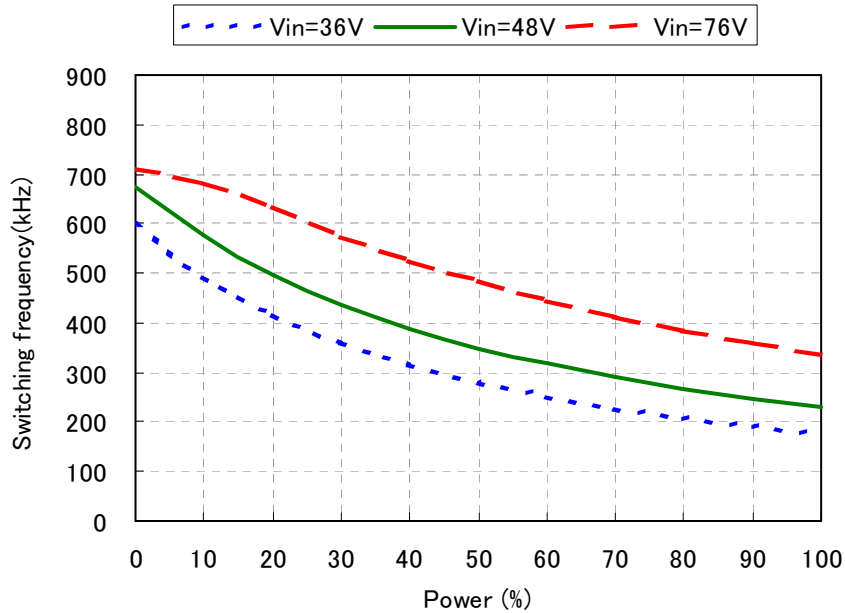
Vout : ±12V



## 5. Switching frequency(vs. output power)

Condition

Ta : 25°C



Product name or model, title

DC-DC converter CC3-4812DS-E

TDK CORPORATION

Name of drawing

Drawing No.

PAGE

Evaluation data

TRSC-1590-1

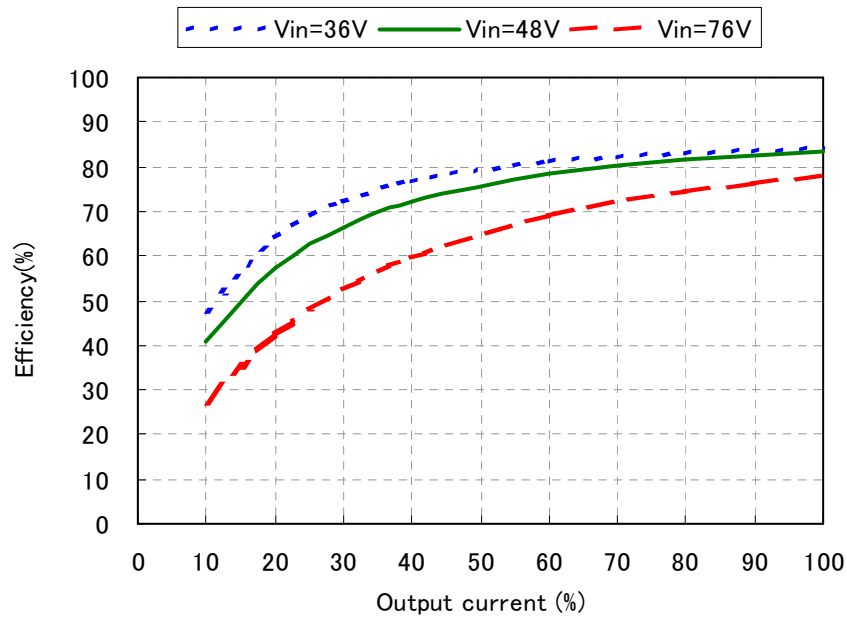
12 /23

## 6. Efficiency(vs. load current)

Condition

Ta : 25°C

Vout : ±12V

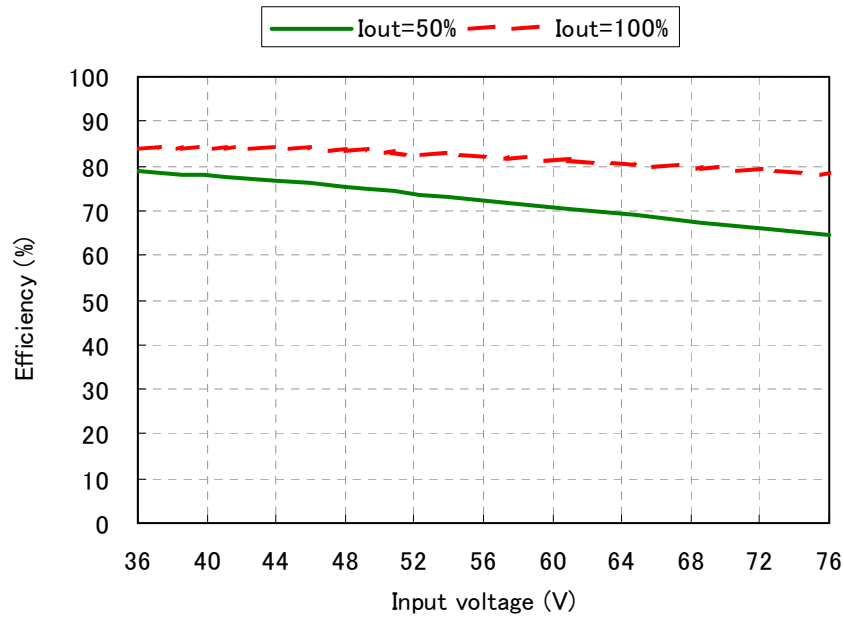


## 7. Efficiency(vs. input voltage)

Condition

Ta : 25°C

Vout : ±12V



Product name or model, title

DC-DC converter CC3-4812DS-E

TDK CORPORATION

Name of drawing

Drawing No.

PAGE

Evaluation data

TRSC-1590-1

13 /23

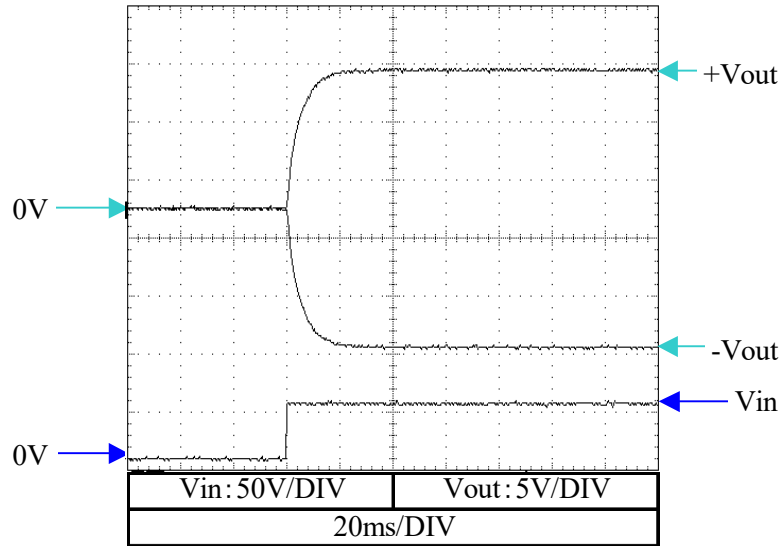
## 8. Output rise characteristics

Condition

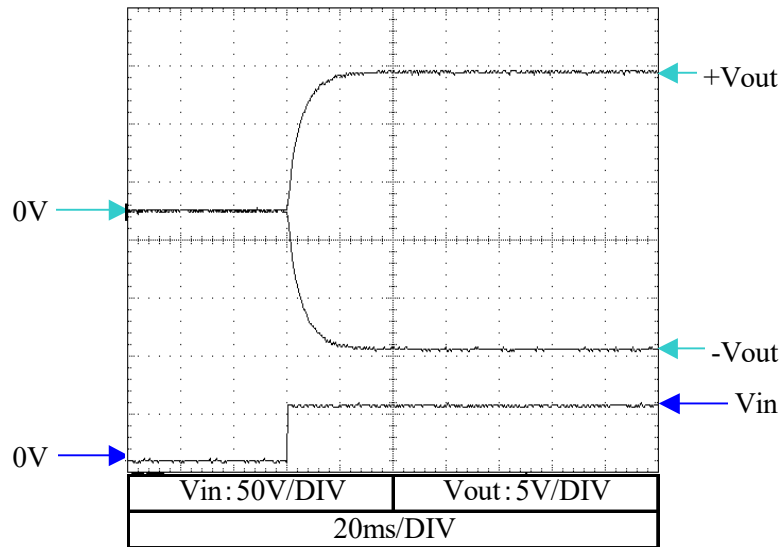
Vin : 48V

Ta : 25°C

Iout : 0%



Iout : 100%



Product name or model, title

DC-DC converter CC3-4812DS-E

TDK CORPORATION

Name of drawing

Drawing No.

PAGE

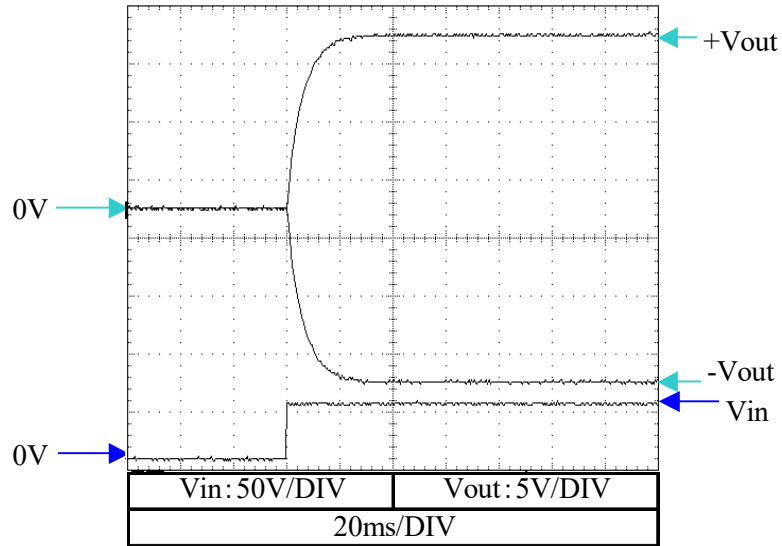
Evaluation data

TRSC-1590-1

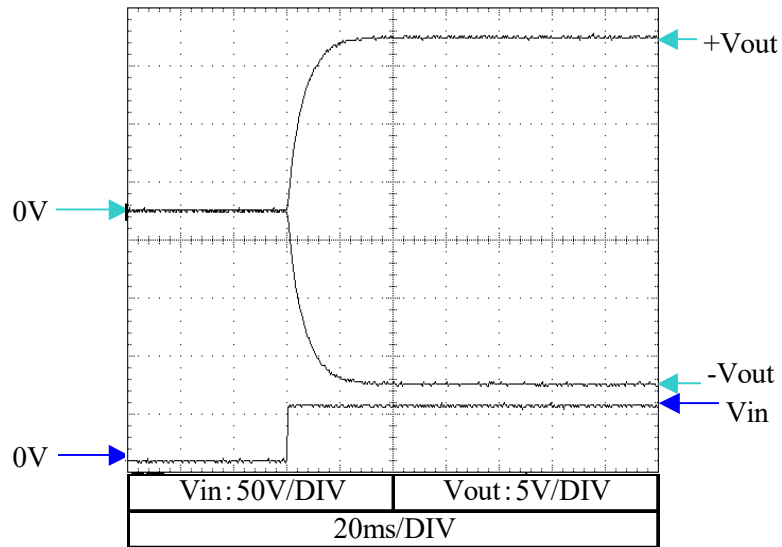
14 /23

Condition Vin : 48V  
 Ta : 25°C  
 TRM: Short-circuited to -Vout.

Iout : 0%



Iout : 100%



Product name or model, title

DC-DC converter CC3-4812DS-E

TDK CORPORATION

Name of drawing

Evaluation data

Drawing No.

TRSC-1590-1

PAGE

15 / 23



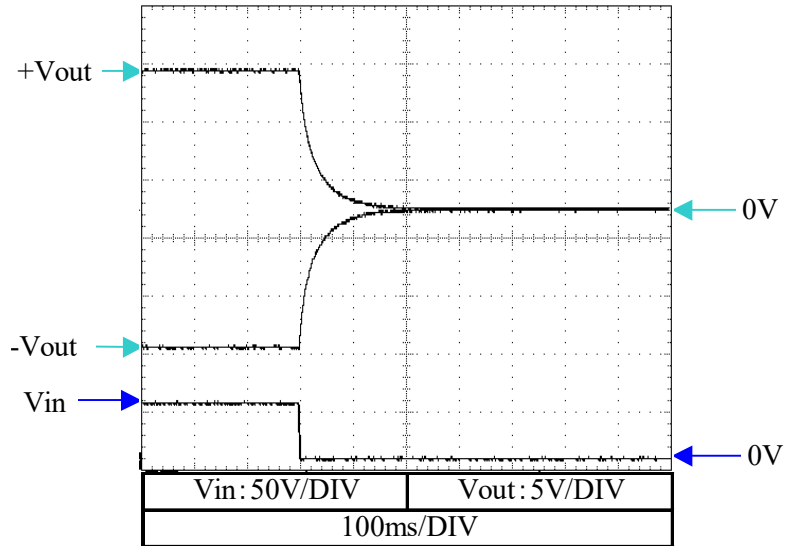
# 9. Output fall characteristics

Condition

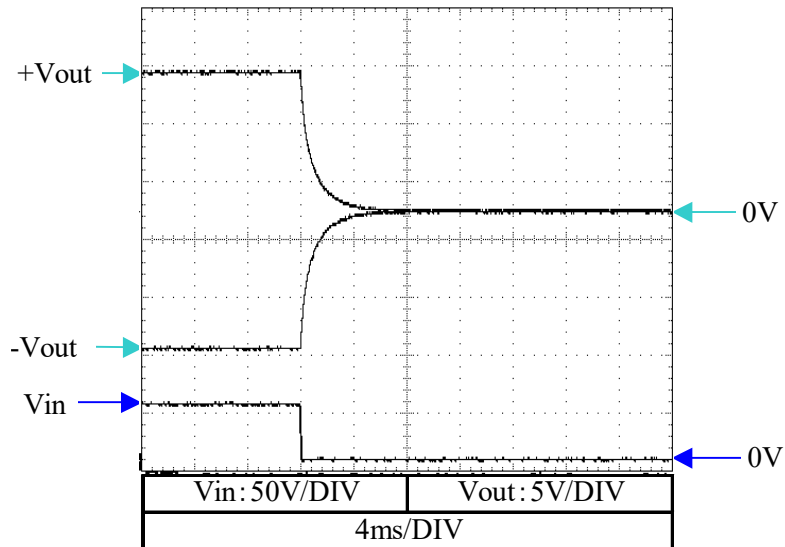
Vin : 48V

Ta : 25°C

Iout : 0%



Iout : 100%



Product name or model, title

DC-DC converter CC3-4812DS-E

TDK CORPORATION

Name of drawing

Drawing No.

PAGE

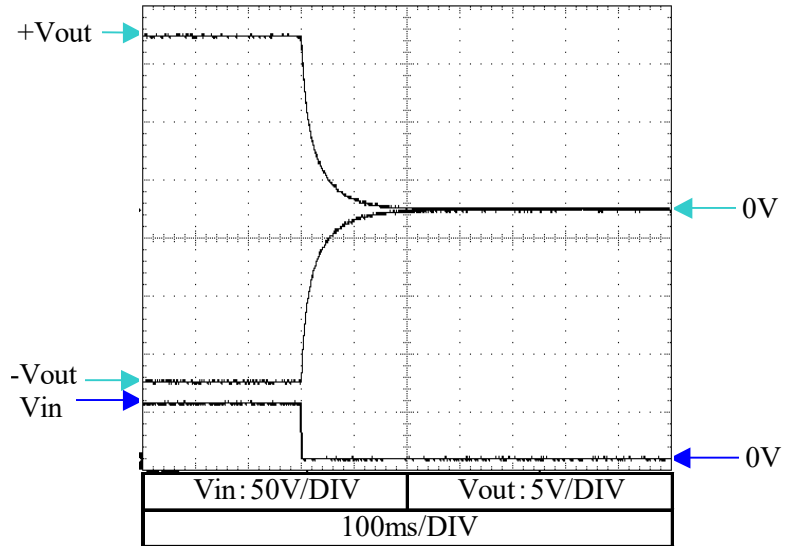
Evaluation data

TRSC-1590-1

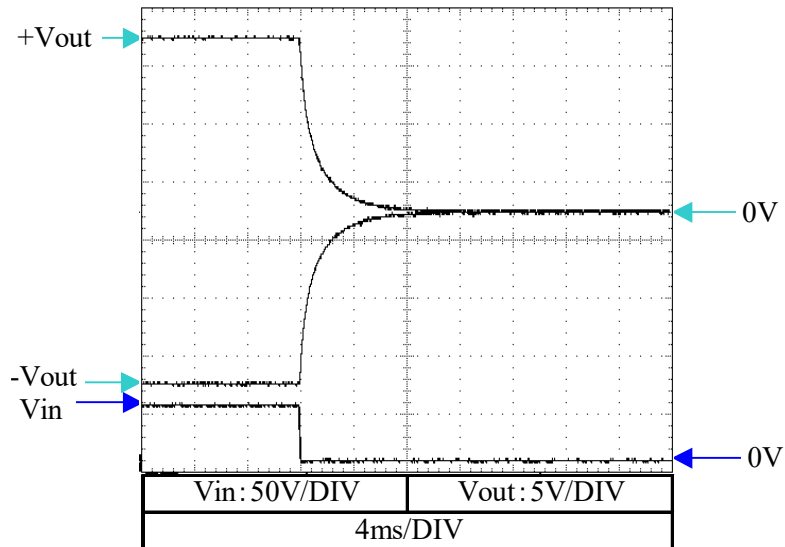
16 /23

Condition Vin : 48V  
 Ta : 25°C  
 TRM: Short-circuited to -Vout.

Iout : 0%



Iout : 100%



Product name or model, title

DC-DC converter CC3-4812DS-E

TDK CORPORATION

Name of drawing

Drawing No.

PAGE

Evaluation data

TRSC-1590-1

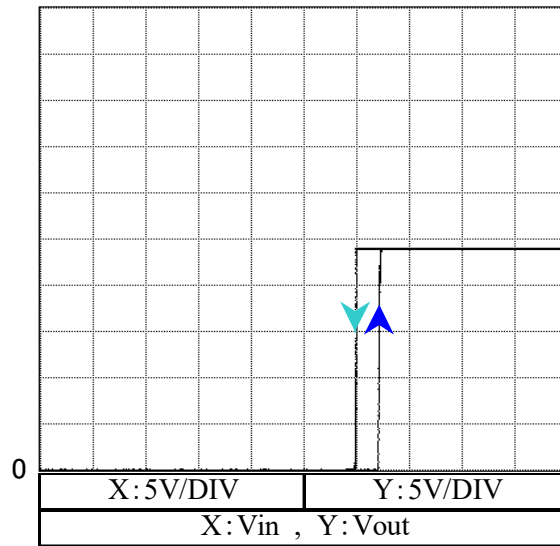
17 /23

## 10. Start/stop input voltage characteristics

Condition

$I_{out}$  : 100%

$T_a$  : 25°C



## 11. Dynamic load response characteristics

Condition

$V_{in}$  : 48V

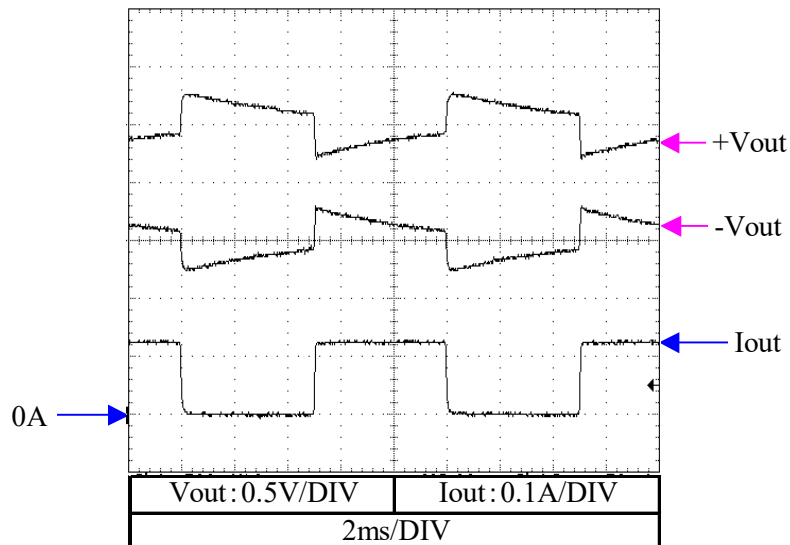
$V_{out}$  :  $\pm 12V$

$I_{out}$  : 0% ~ 100%

$T_r=T_f$  : 100 $\mu s$

$f$  : 100Hz

$T_a$  : 25°C



Product name or model, title

DC-DC converter CC3-4812DS-E

TDK CORPORATION

Name of drawing

Drawing No.

PAGE

Evaluation data

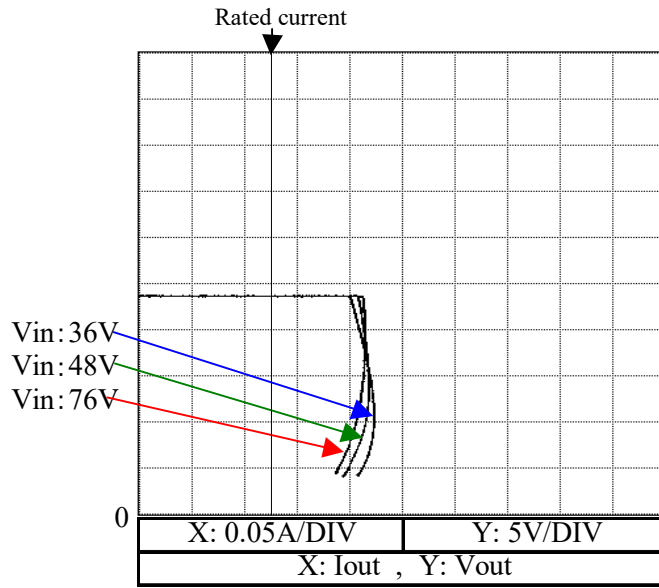
TRSC-1590-1

18 / 23

# 12. Over current protection characteristics

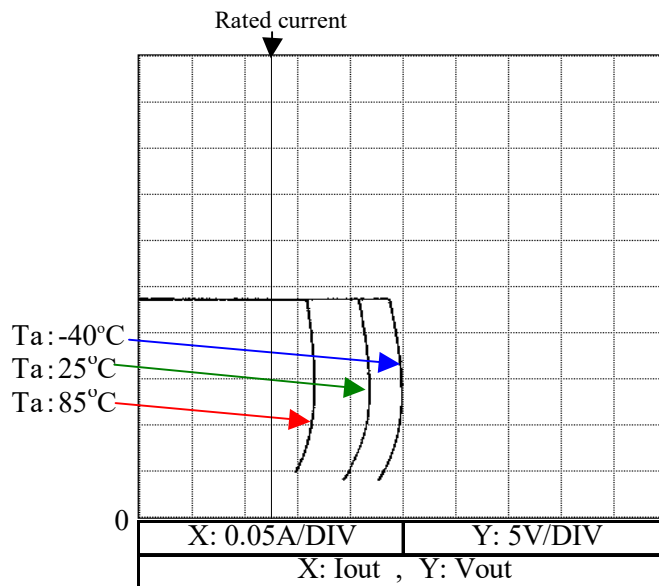
Condition

Ta : 25°C



Condition

Vin : 48V



Product name or model, title

DC-DC converter CC3-4812DS-E

TDK CORPORATION

Name of drawing

Evaluation data

Drawing No.

TRSC-1590-1

PAGE

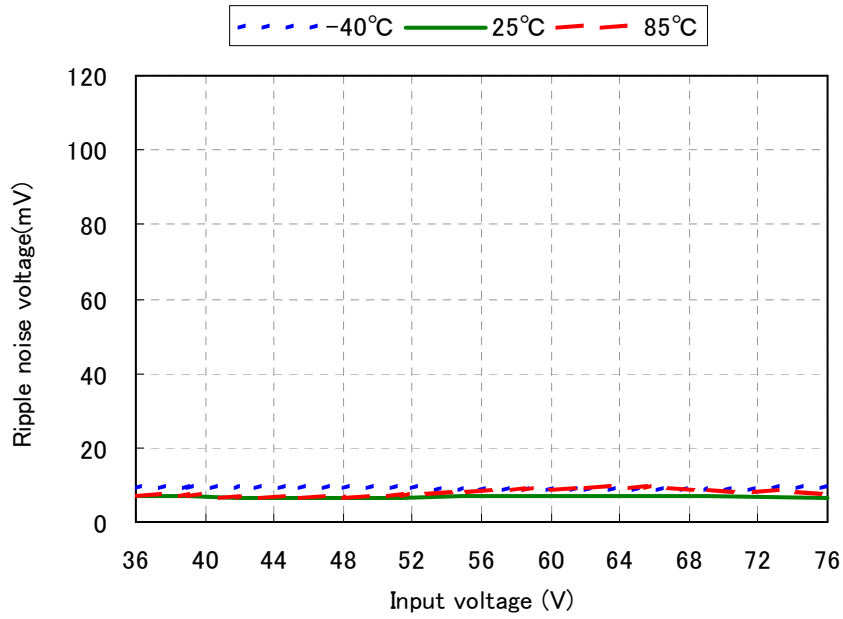
19 /23

# 13. Output ripple and noise characteristics

Condition

Iout : 100%

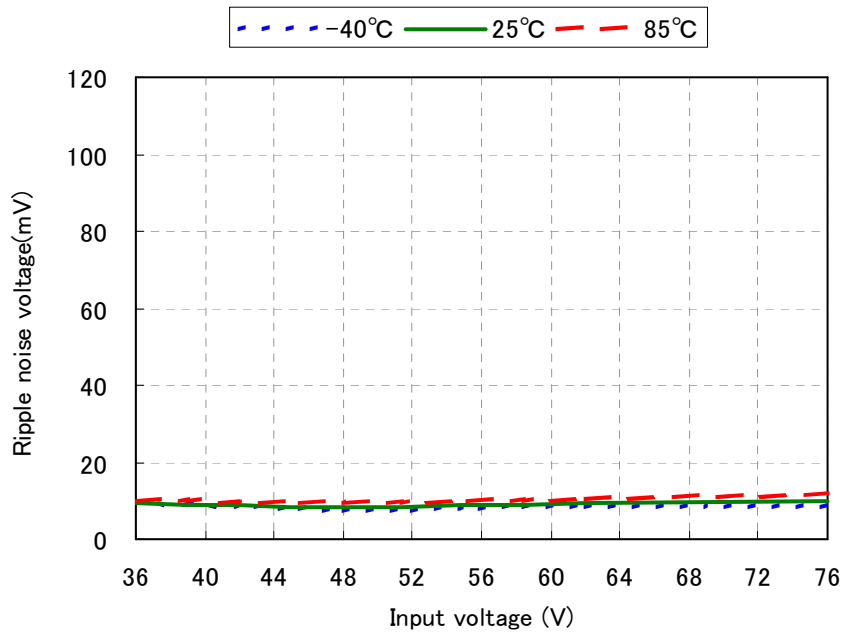
【 +Vout 】



Condition

Iout : 100%

【 -Vout 】



Product name or model, title

DC-DC converter CC3-4812DS-E

TDK CORPORATION

Name of drawing

Drawing No.

PAGE

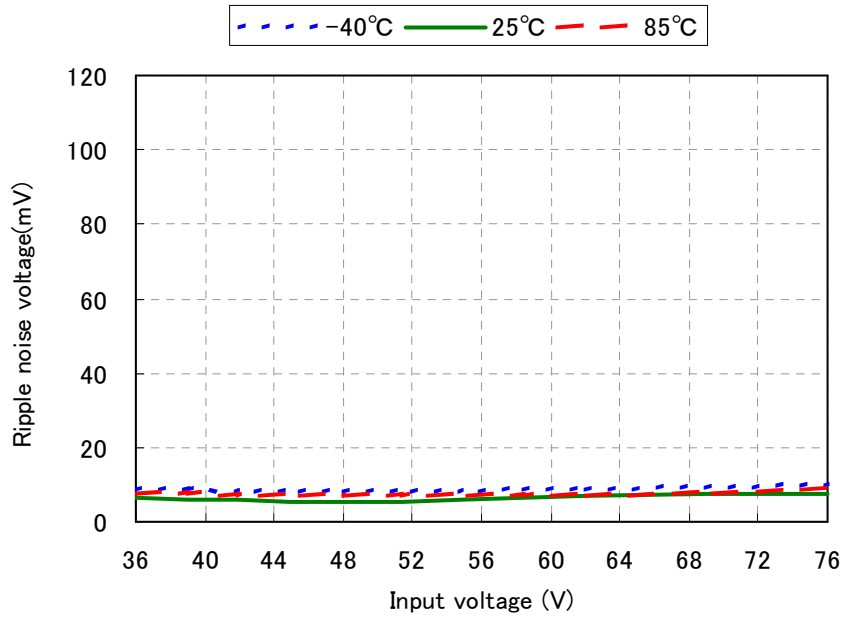
Evaluation data

TRSC-1590-1

20 /23

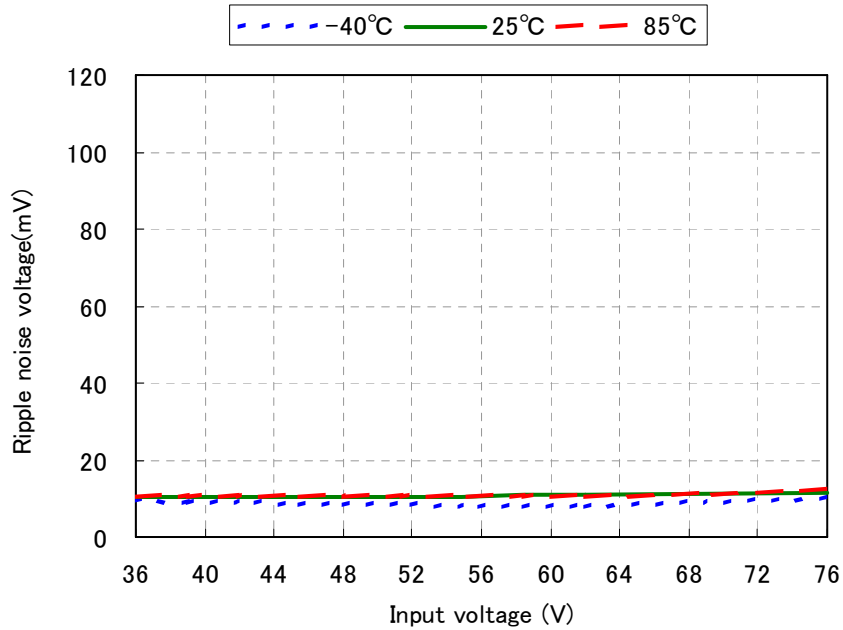
Condition lout : 100%  
TRM: Short-circuited to -Vout.

【 +Vout 】



Condition lout : 100%  
TRM: Short-circuited to -Vout.

【 -Vout 】



Product name or model, title

DC-DC converter CC3-4812DS-E

TDK CORPORATION

Name of drawing

Drawing No.

PAGE

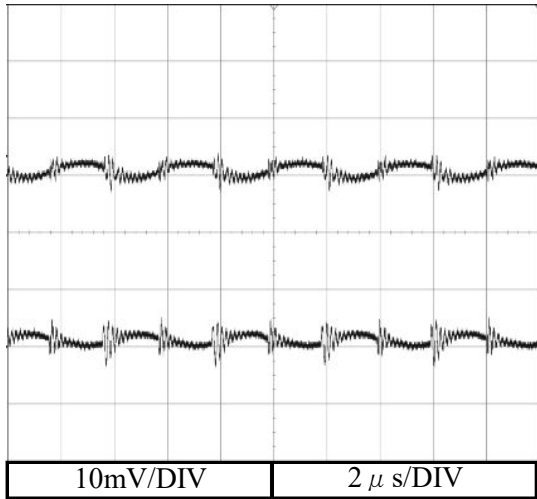
Evaluation data

TRSC-1590-1

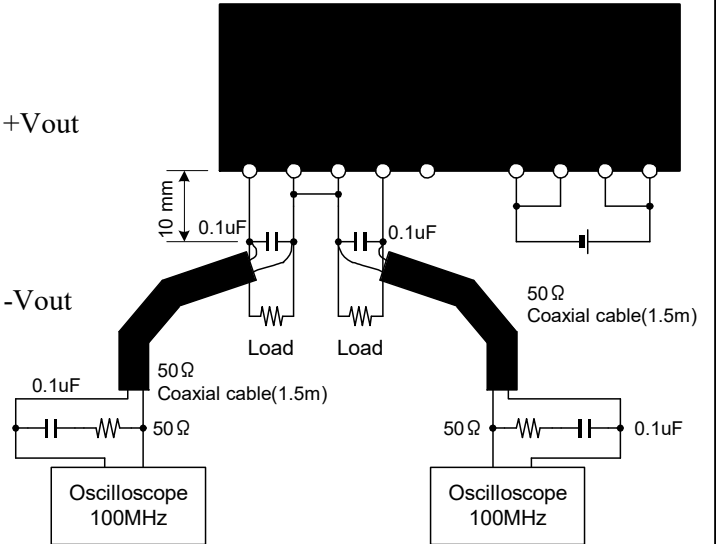
21 /23

# 14. Output ripple and noise waveform

Condition Vin : 48V  
Iout : 100%  
Ta : 25°C

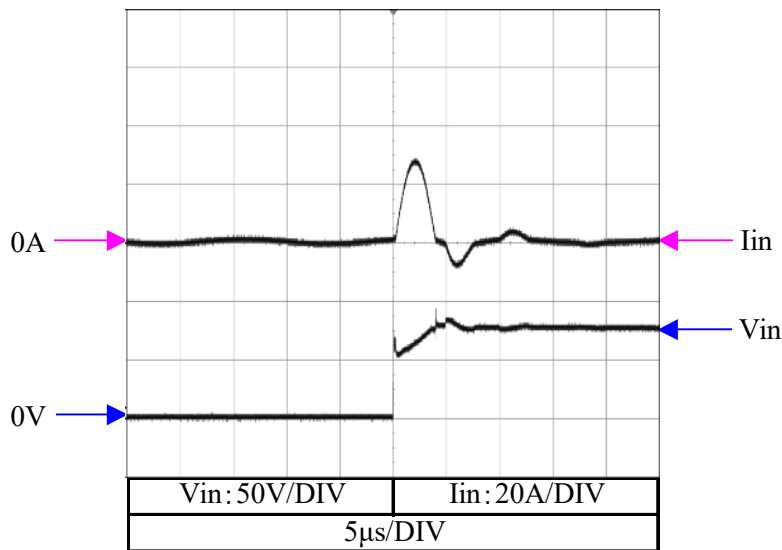


(Measurement circuit)



# 15. Inrush current waveform

Condition Vin : 76V  
Iout : 100%  
Ta : 25°C




Product name or model, title			
DC-DC converter CC3-4812DS-E			
TDK CORPORATION	Name of drawing	Drawing No.	PAGE
	Evaluation data	TRSC-1590-1	22 /23

# 16. Temperature distribution


(Thermography)

Condition Vin : 48V  
 Vout : ±12V  
 Iout : 100%  
 Ta : 25°C  
 Wind velocity: 0m/s

A side(transformer mounting side)



B side



(Main parts)

rise of temperature( $\Delta T$ )		
Main swtch(°C)	Rectifier diode(°C)	Transformer(°C)
24.9	24.8	26.8

\* We measured the temperatures of parts without the case by using the thermography. Therefore, it might be different a little from the actual temperature.

	Product name or model, title		
	DC-DC converter CC3-4812DS-E		
TDK CORPORATION	Name of drawing	Drawing No.	PAGE
	Evaluation data	TRSC-1590-1	23 /23