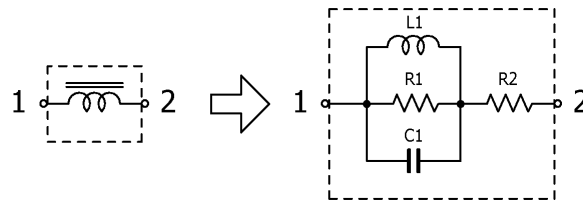


## Inductors

Jan. 22, 2019  
Simple Model

Automotive Grade for High Frequency Circuits / MLG0603P series (1/6)

### Circuit Diagram



### Circuit Parameters

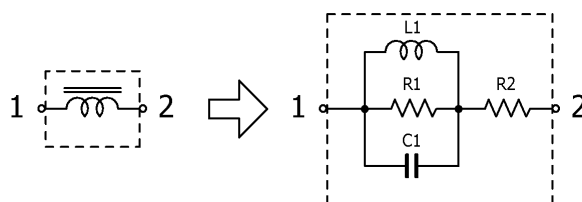
Part No.	L1[ $\mu$ H]	R1[ohm]	C1[pF]	R2[ohm]
MLG0603P0N6BTD25	0.0006	1,800	0.146	0.0100
MLG0603P0N6CTD25	0.0006	1,800	0.146	0.0100
MLG0603P0N7BTD25	0.0007	3,200	0.099	0.0100
MLG0603P0N7CTD25	0.0007	3,200	0.099	0.0100
MLG0603P0N8BTD25	0.0008	3,100	0.106	0.0200
MLG0603P0N8CTD25	0.0008	3,100	0.106	0.0200
MLG0603P0N9BTD25	0.0009	2,600	0.148	0.0200
MLG0603P0N9CTD25	0.0009	2,600	0.148	0.0200
MLG0603P1N0BTD25	0.001	3,900	0.104	0.0200
MLG0603P1N0CTD25	0.001	3,900	0.104	0.0200
MLG0603P1N0STD25	0.001	3,900	0.104	0.0200
MLG0603P1N1BTD25	0.0011	4,200	0.107	0.0300
MLG0603P1N1CTD25	0.0011	4,200	0.107	0.0300
MLG0603P1N1STD25	0.0011	4,200	0.107	0.0300
MLG0603P1N2BTD25	0.0012	4,700	0.101	0.0400
MLG0603P1N2CTD25	0.0012	4,700	0.101	0.0400
MLG0603P1N2STD25	0.0012	4,700	0.101	0.0400
MLG0603P1N3BTD25	0.0013	4,200	0.123	0.0300
MLG0603P1N3CTD25	0.0013	4,200	0.123	0.0300
MLG0603P1N3STD25	0.0013	4,200	0.123	0.0300
MLG0603P1N4BTD25	0.0014	4,300	0.119	0.0400
MLG0603P1N4CTD25	0.0014	4,300	0.119	0.0400
MLG0603P1N4STD25	0.0014	4,300	0.119	0.0400
MLG0603P1N5BTD25	0.0015	5,400	0.104	0.0300
MLG0603P1N5CTD25	0.0015	5,400	0.104	0.0300
MLG0603P1N5STD25	0.0015	5,400	0.104	0.0300
MLG0603P1N6BTD25	0.0016	5,300	0.111	0.0300
MLG0603P1N6CTD25	0.0016	5,300	0.111	0.0300
MLG0603P1N6STD25	0.0016	5,300	0.111	0.0300
MLG0603P1N7BTD25	0.0017	4,900	0.108	0.0200
MLG0603P1N7CTD25	0.0017	4,900	0.108	0.0200
MLG0603P1N7STD25	0.0017	4,900	0.108	0.0200
MLG0603P1N8BTD25	0.0018	4,600	0.136	0.0300
MLG0603P1N8CTD25	0.0018	4,600	0.136	0.0300
MLG0603P1N8STD25	0.0018	4,600	0.136	0.0300
MLG0603P1N9BTD25	0.0019	5,300	0.123	0.0400

## Inductors

Jan. 22, 2019  
Simple Model

Automotive Grade for High Frequency Circuits / MLG0603P series (2/6)

### Circuit Diagram



### Circuit Parameters

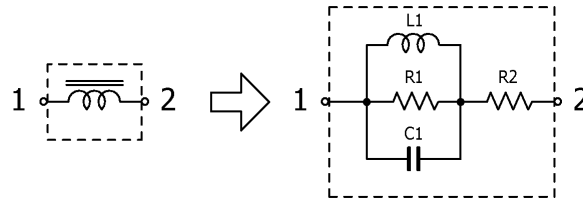
Part No.	L1[ $\mu$ H]	R1[ohm]	C1[pF]	R2[ohm]
MLG0603P1N9CTD25	0.0019	5,300	0.123	0.0400
MLG0603P1N9STD25	0.0019	5,300	0.123	0.0400
MLG0603P2N0BTD25	0.002	4,800	0.143	0.0300
MLG0603P2N0CTD25	0.002	4,800	0.143	0.0300
MLG0603P2N0STD25	0.002	4,800	0.143	0.0300
MLG0603P2N1BTD25	0.0021	5,000	0.136	0.0500
MLG0603P2N1CTD25	0.0021	5,000	0.136	0.0500
MLG0603P2N1STD25	0.0021	5,000	0.136	0.0500
MLG0603P2N2BTD25	0.0022	3,700	0.183	0.0700
MLG0603P2N2CTD25	0.0022	3,700	0.183	0.0700
MLG0603P2N2STD25	0.0022	3,700	0.183	0.0700
MLG0603P2N3BTD25	0.0023	4,600	0.152	0.0700
MLG0603P2N3CTD25	0.0023	4,600	0.152	0.0700
MLG0603P2N3STD25	0.0023	4,600	0.152	0.0700
MLG0603P2N4BTD25	0.0024	6,500	0.106	0.1200
MLG0603P2N4CTD25	0.0024	6,500	0.106	0.1200
MLG0603P2N4STD25	0.0024	6,500	0.106	0.1200
MLG0603P2N5BTD25	0.0025	7,100	0.105	0.0900
MLG0603P2N5CTD25	0.0025	7,100	0.105	0.0900
MLG0603P2N5STD25	0.0025	7,100	0.105	0.0900
MLG0603P2N6BTD25	0.0026	6,800	0.106	0.1400
MLG0603P2N6CTD25	0.0026	6,800	0.106	0.1400
MLG0603P2N6STD25	0.0026	6,800	0.106	0.1400
MLG0603P2N7BTD25	0.0027	7,300	0.106	0.1400
MLG0603P2N7CTD25	0.0027	7,300	0.106	0.1400
MLG0603P2N7STD25	0.0027	7,300	0.106	0.1400
MLG0603P2N8BTD25	0.0028	7,300	0.113	0.1000
MLG0603P2N8CTD25	0.0028	7,300	0.113	0.1000
MLG0603P2N8STD25	0.0028	7,300	0.113	0.1000
MLG0603P2N9BTD25	0.0029	7,800	0.106	0.1000
MLG0603P2N9CTD25	0.0029	7,800	0.106	0.1000
MLG0603P2N9STD25	0.0029	7,800	0.106	0.1000
MLG0603P3N0BTD25	0.003	6,900	0.113	0.1400
MLG0603P3N0CTD25	0.003	6,900	0.113	0.1400
MLG0603P3N0STD25	0.003	6,900	0.113	0.1400
MLG0603P3N1BTD25	0.0031	7,300	0.116	0.1000

## Inductors

Jan. 22, 2019  
Simple Model

Automotive Grade for High Frequency Circuits / MLG0603P series (3/6)

### Circuit Diagram



### Circuit Parameters

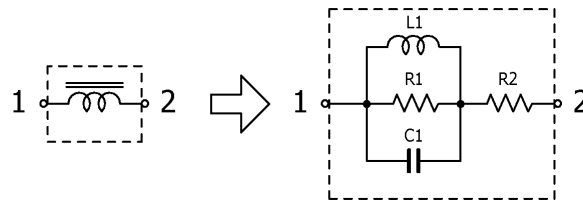
Part No.	L1[ $\mu$ H]	R1[ohm]	C1[pF]	R2[ohm]
MLG0603P3N1CTD25	0.0031	7,300	0.116	0.1000
MLG0603P3N1STD25	0.0031	7,300	0.116	0.1000
MLG0603P3N2BTD25	0.0032	7,300	0.119	0.1400
MLG0603P3N2CTD25	0.0032	7,300	0.119	0.1400
MLG0603P3N2STD25	0.0032	7,300	0.119	0.1400
MLG0603P3N3BTD25	0.0033	7,500	0.118	0.1300
MLG0603P3N3CTD25	0.0033	7,500	0.118	0.1300
MLG0603P3N3STD25	0.0033	7,500	0.118	0.1300
MLG0603P3N4BTD25	0.0034	7,500	0.120	0.1300
MLG0603P3N4CTD25	0.0034	7,500	0.120	0.1300
MLG0603P3N4STD25	0.0034	7,500	0.120	0.1300
MLG0603P3N5BTD25	0.0035	7,000	0.129	0.1200
MLG0603P3N5CTD25	0.0035	7,000	0.129	0.1200
MLG0603P3N5STD25	0.0035	7,000	0.129	0.1200
MLG0603P3N6BTD25	0.0036	7,400	0.125	0.1000
MLG0603P3N6CTD25	0.0036	7,400	0.125	0.1000
MLG0603P3N6STD25	0.0036	7,400	0.125	0.1000
MLG0603P3N7BTD25	0.0037	7,100	0.131	0.1400
MLG0603P3N7CTD25	0.0037	7,100	0.131	0.1400
MLG0603P3N7STD25	0.0037	7,100	0.131	0.1400
MLG0603P3N8BTD25	0.0038	7,100	0.130	0.2400
MLG0603P3N8CTD25	0.0038	7,100	0.130	0.2400
MLG0603P3N8STD25	0.0038	7,100	0.130	0.2400
MLG0603P3N9BTD25	0.0039	7,000	0.138	0.2200
MLG0603P3N9CTD25	0.0039	7,000	0.138	0.2200
MLG0603P3N9STD25	0.0039	7,000	0.138	0.2200
MLG0603P4N0BTD25	0.004	7,100	0.138	0.2100
MLG0603P4N0CTD25	0.004	7,100	0.138	0.2100
MLG0603P4N0STD25	0.004	7,100	0.138	0.2100
MLG0603P4N1BTD25	0.0041	6,500	0.146	0.2900
MLG0603P4N1CTD25	0.0041	6,500	0.146	0.2900
MLG0603P4N1STD25	0.0041	6,500	0.146	0.2900
MLG0603P4N2BTD25	0.0042	6,900	0.143	0.2400
MLG0603P4N2CTD25	0.0042	6,900	0.143	0.2400
MLG0603P4N2STD25	0.0042	6,900	0.143	0.2400
MLG0603P4N3HTD25	0.0043	6,100	0.155	0.2400

## Inductors

Jan. 22, 2019  
Simple Model

Automotive Grade for High Frequency Circuits / MLG0603P series (4/6)

### Circuit Diagram



### Circuit Parameters

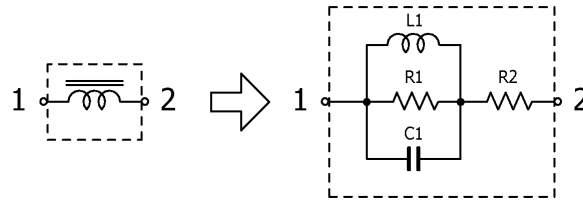
Part No.	L1[μH]	R1[ohm]	C1[pF]	R2[ohm]
MLG0603P4N3JTD25	0.0043	6,100	0.155	0.2400
MLG0603P4N3STD25	0.0043	6,100	0.155	0.2400
MLG0603P4N7HTD25	0.0047	8,900	0.118	0.1600
MLG0603P4N7JTD25	0.0047	8,900	0.118	0.1600
MLG0603P4N7STD25	0.0047	8,900	0.118	0.1600
MLG0603P5N1HTD25	0.0051	8,600	0.122	0.3000
MLG0603P5N1JTD25	0.0051	8,600	0.122	0.3000
MLG0603P5N1STD25	0.0051	8,600	0.122	0.3000
MLG0603P5N6HTD25	0.0056	7,500	0.149	0.3200
MLG0603P5N6JTD25	0.0056	7,500	0.149	0.3200
MLG0603P5N6STD25	0.0056	7,500	0.149	0.3200
MLG0603P6N2HTD25	0.0062	10,000	0.108	0.5900
MLG0603P6N2JTD25	0.0062	10,000	0.108	0.5900
MLG0603P6N2STD25	0.0062	10,000	0.108	0.5900
MLG0603P6N8HTD25	0.0068	10,000	0.117	0.6200
MLG0603P6N8JTD25	0.0068	10,000	0.117	0.6200
MLG0603P7N5HTD25	0.0075	11,000	0.106	0.7000
MLG0603P7N5JTD25	0.0075	11,000	0.106	0.7000
MLG0603P8N2HTD25	0.0082	11,000	0.107	0.7100
MLG0603P8N2JTD25	0.0082	11,000	0.107	0.7100
MLG0603P9N1HTD25	0.0091	12,000	0.111	0.7600
MLG0603P9N1JTD25	0.0091	12,000	0.111	0.7600
MLG0603P10NHTD25	0.01	11,000	0.110	0.8500
MLG0603P10NJTD25	0.01	11,000	0.110	0.8500
MLG0603P11NHTD25	0.011	13,000	0.117	0.6400
MLG0603P11NJTD25	0.011	13,000	0.117	0.6400
MLG0603P12NHTD25	0.012	13,000	0.116	0.8200
MLG0603P12NJTD25	0.012	13,000	0.116	0.8200
MLG0603P13NHTD25	0.013	14,000	0.115	0.8700
MLG0603P13NJTD25	0.013	14,000	0.115	0.8700
MLG0603P15NHTD25	0.015	14,000	0.119	0.9400
MLG0603P15NJTD25	0.015	14,000	0.119	0.9400
MLG0603P16NHTD25	0.016	14,000	0.117	1.0000
MLG0603P16NJTD25	0.016	14,000	0.117	1.0000
MLG0603P18NHTD25	0.018	14,000	0.121	1.0400
MLG0603P18NJTD25	0.018	14,000	0.121	1.0400

## Inductors

Jan. 22, 2019  
Simple Model

Automotive Grade for High Frequency Circuits / MLG0603P series (5/6)

### Circuit Diagram



### Circuit Parameters

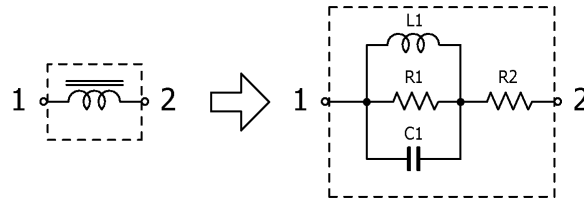
Part No.	L1[ $\mu$ H]	R1[ohm]	C1[pF]	R2[ohm]
MLG0603P20NHTD25	0.02	15,000	0.112	1.3300
MLG0603P20NJTD25	0.02	15,000	0.112	1.3300
MLG0603P22NHTD25	0.022	14,000	0.130	1.3100
MLG0603P22NJTD25	0.022	14,000	0.130	1.3100
MLG0603P24NHTD25	0.024	16,000	0.120	1.1700
MLG0603P24NJTD25	0.024	16,000	0.120	1.1700
MLG0603P27NHTD25	0.027	16,000	0.119	1.4500
MLG0603P27NJTD25	0.027	16,000	0.119	1.4500
MLG0603P30NHTD25	0.03	17,000	0.130	1.3700
MLG0603P30NJTD25	0.03	17,000	0.130	1.3700
MLG0603P33NHTD25	0.033	12,000	0.132	1.5500
MLG0603P33NJTD25	0.033	12,000	0.132	1.5500
MLG0603P36NHTD25	0.036	13,000	0.134	1.4900
MLG0603P36NJTD25	0.036	13,000	0.134	1.4900
MLG0603P39NHTD25	0.039	12,000	0.139	1.7200
MLG0603P39NJTD25	0.039	12,000	0.139	1.7200
MLG0603P43NHTD25	0.043	13,000	0.131	1.6100
MLG0603P43NJTD25	0.043	13,000	0.131	1.6100
MLG0603P47NHTD25	0.047	14,000	0.126	2.1800
MLG0603P47NJTD25	0.047	14,000	0.126	2.1800
MLG0603P51NHTD25	0.051	14,000	0.132	1.8700
MLG0603P51NJTD25	0.051	14,000	0.132	1.8700
MLG0603P56NHTD25	0.056	14,000	0.132	2.3500
MLG0603P56NJTD25	0.056	14,000	0.132	2.3500
MLG0603P62NHTD25	0.062	14,000	0.133	2.1200
MLG0603P62NJTD25	0.062	14,000	0.133	2.1200
MLG0603P68NHTD25	0.068	17,000	0.125	2.6900
MLG0603P68NJTD25	0.068	17,000	0.125	2.6900
MLG0603P75NHTD25	0.075	15,000	0.137	2.5900
MLG0603P75NJTD25	0.075	15,000	0.137	2.5900
MLG0603P82NHTD25	0.082	15,000	0.138	2.7100
MLG0603P82NJTD25	0.082	15,000	0.138	2.7100
MLG0603P91NHTD25	0.091	15,000	0.147	2.9200
MLG0603P91NJTD25	0.091	15,000	0.147	2.9200
MLG0603PR10HTD25	0.1	16,000	0.146	3.2000
MLG0603PR10JTD25	0.1	16,000	0.146	3.2000

## Inductors

Jan. 22, 2019  
Simple Model

Automotive Grade for High Frequency Circuits / MLG0603P series (6/6)

### Circuit Diagram



### Circuit Parameters

Part No.	L1[uH]	R1[ohm]	C1[pF]	R2[ohm]
MLG0603PR11HTD25	0.11	15,000	0.180	3.5000
MLG0603PR11JTD25	0.11	15,000	0.180	3.5000
MLG0603PR12HTD25	0.12	15,000	0.172	3.7900
MLG0603PR12JTD25	0.12	15,000	0.172	3.7900